

Product datasheet for **TA388634M**

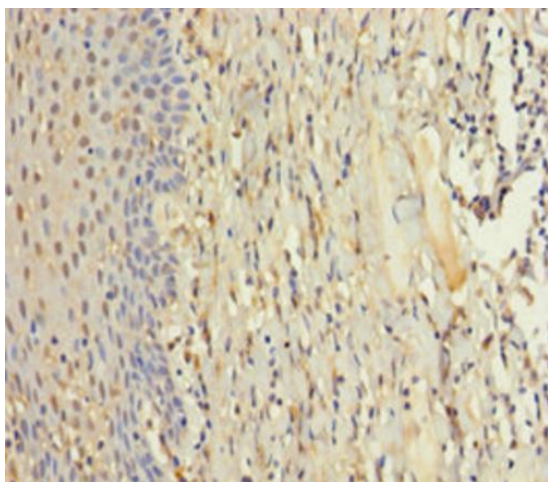
ZMAT5 Rabbit Polyclonal Antibody

Product data:

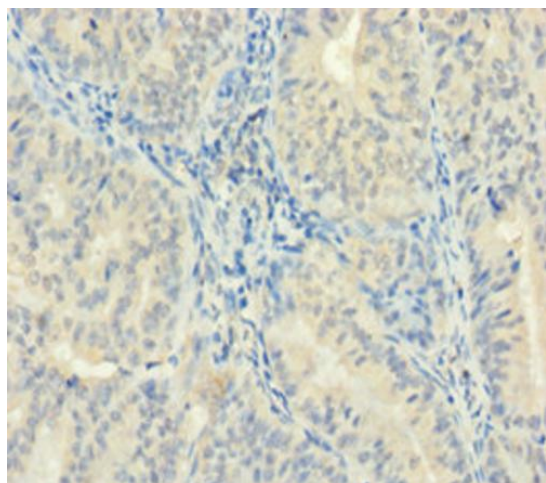
Product Type:	Primary Antibodies
Applications:	IHC, WB
Recommended Dilution:	Recommended dilution: WB:1:500-1:2000, IHC:1:20-1:200
Reactivity:	Human
Host:	Rabbit
Isotype:	IgG
Clonality:	Polyclonal
Immunogen:	Recombinant Human Zinc finger matrin-type protein 5 protein (1-170AA)
Formulation:	Preservative: 0.03% Proclin 300 Constituents: 50% Glycerol, 0.01M PBS, PH 7.4
Concentration:	lot specific
Purification:	>95%, Protein G purified
Conjugation:	Unconjugated
Storage:	Upon receipt, store at -20°C or -80°C. Avoid repeated freeze.
Stability:	1 year from dispatch.
Database Link:	Q9UDW3



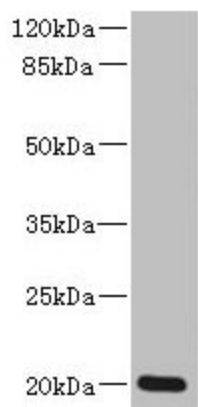
[View online »](#)

Product images:


Immunohistochemistry of paraffin-embedded human tonsil tissue using [TA388634] at dilution of 1:100



Immunohistochemistry of paraffin-embedded human endometrial cancer using [TA388634] at dilution of 1:100



Western blot

All lanes: ZMAT5 antibody at 5 μ g/ml + Colo320 whole cell lysate

Secondary

Goat polyclonal to rabbit IgG at 1/10000 dilution

Predicted band size: 20 kDa

Observed band size: 20 kDa