

Product datasheet for **TA388610**

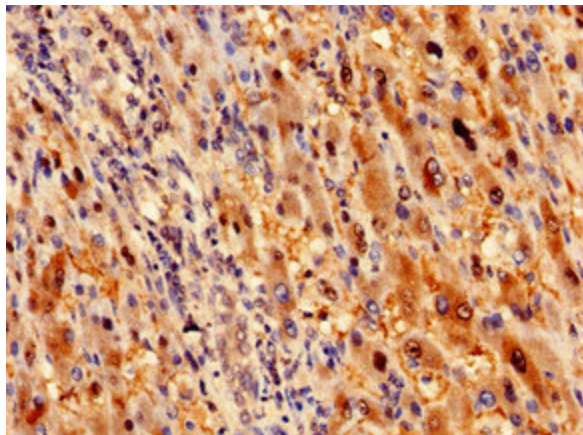
RBKS Rabbit Polyclonal Antibody

Product data:

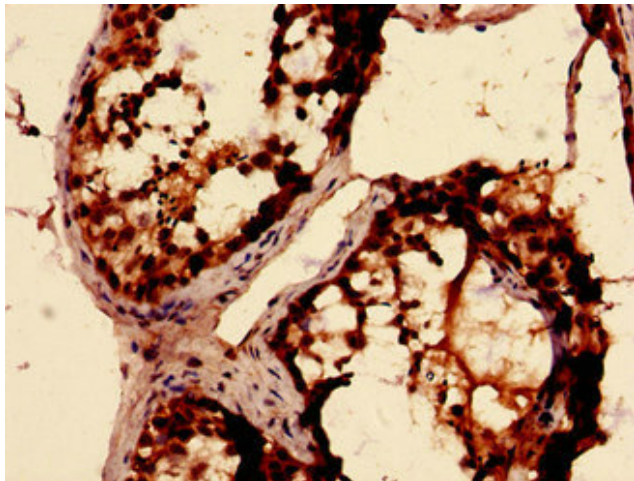
Product Type:	Primary Antibodies
Applications:	IHC, WB
Recommended Dilution:	Recommended dilution: WB:1:500-1:5000, IHC:1:20-1:200
Reactivity:	Rat, Human
Host:	Rabbit
Isotype:	IgG
Clonality:	Polyclonal
Immunogen:	Recombinant Human Ribokinase protein (2-322AA)
Formulation:	Preservative: 0.03% Proclin 300 Constituents: 50% Glycerol, 0.01M PBS, PH 7.4
Concentration:	lot specific
Purification:	>95%, Protein G purified
Conjugation:	Unconjugated
Storage:	Upon receipt, store at -20°C or -80°C. Avoid repeated freeze.
Stability:	1 year from dispatch.
Database Link:	Q9H477
Background:	extracellular exosome



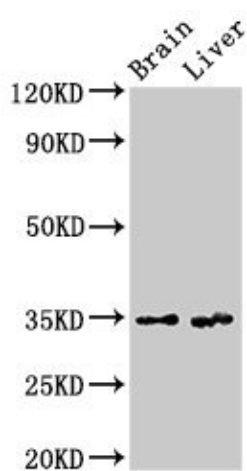
[View online »](#)

Product images:

Immunohistochemistry analysis of human liver cancer using TA388610 at dilution of 1:100



Immunohistochemistry analysis of human testis tissue using TA388610 at dilution of 1:100



Western Blot

Positive WB detected in: Rat brain tissue, Rat liver tissue

All lanes: RBKS antibody at 3.4 μ g/ml

Secondary

Goat polyclonal to rabbit IgG at 1/50000 dilution

Predicted band size: 35, 31 kDa

Observed band size: 35 kDa