

Product datasheet for **TA388551M**

RNF133 Rabbit Polyclonal Antibody

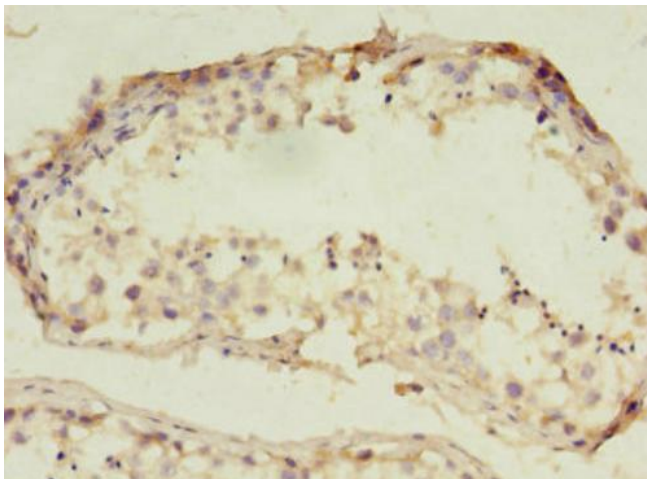
Product data:

| | |
|-----------------------|--|
| Product Type: | Primary Antibodies |
| Applications: | IF, IHC, WB |
| Recommended Dilution: | Recommended dilution: WB:1:500-1:5000, IHC:1:20-1:200, IF:1:50-1:200 |
| Reactivity: | Human |
| Host: | Rabbit |
| Isotype: | IgG |
| Clonality: | Polyclonal |
| Immunogen: | Recombinant Human E3 ubiquitin-protein ligase RNF133 protein (65-167AA) |
| Formulation: | Preservative: 0.03% Proclin 300 Constituents: 50% Glycerol, 0.01M PBS, PH 7.4 |
| Concentration: | lot specific |
| Purification: | Antigen Affinity Purified |
| Conjugation: | Unconjugated |
| Storage: | Upon receipt, store at -20°C or -80°C. Avoid repeated freeze. |
| Stability: | 1 year from dispatch. |
| Database Link: | Q8WVZ7 |
| Background: | Has E3 ubiquitin-protein ligase activity. |

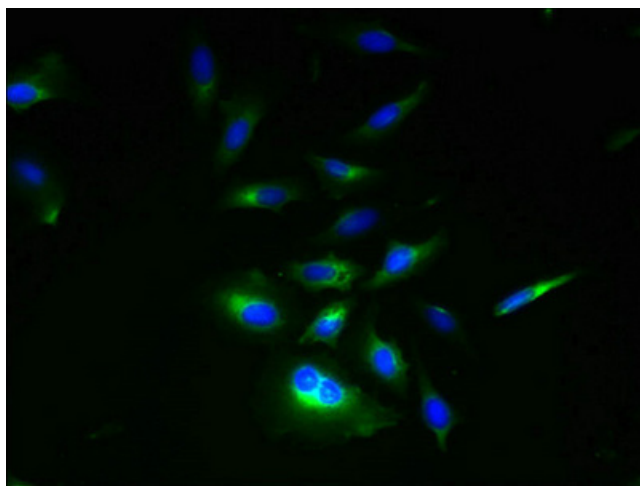


[View online »](#)


Product images:



Immunohistochemistry of paraffin-embedded human testis tissue using [TA388551] at dilution of 1:100



Immunofluorescent analysis of HeLa cells using [TA388551] at dilution of 1:100 and Alexa Fluor 488-conjugated AffiniPure Goat Anti-Rabbit IgG(H+L)



Western blot

All lanes: RNF133 antibody at 2 μ g/ml + K562 whole cell lysate

Secondary

Goat polyclonal to rabbit IgG at 1/10000 dilution

Predicted band size: 43 kDa

Observed band size: 43 kDa