

Product datasheet for **TA388526**

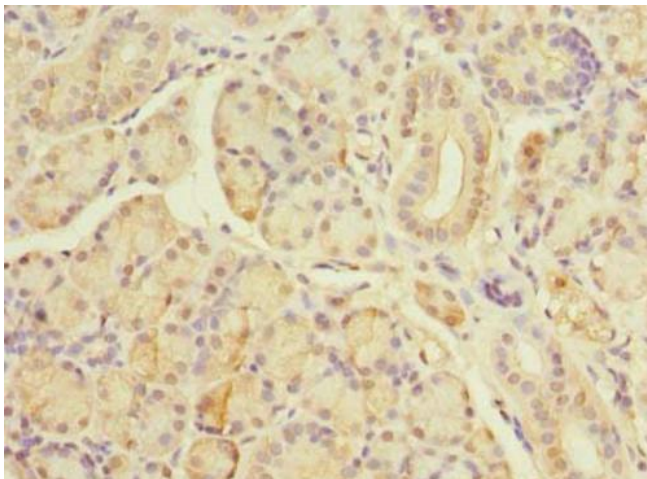
TBC1D19 Rabbit Polyclonal Antibody

Product data:

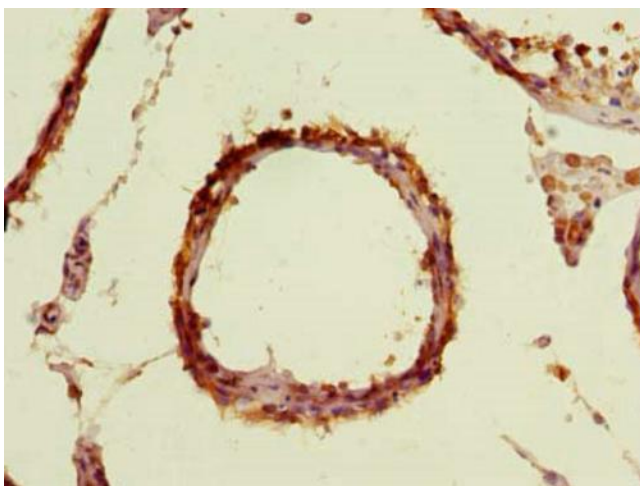
Product Type:	Primary Antibodies
Applications:	IHC, WB
Recommended Dilution:	Recommended dilution: WB:1:500-1:2000, IHC:1:20-1:200
Reactivity:	Human
Host:	Rabbit
Isotype:	IgG
Clonality:	Polyclonal
Immunogen:	Recombinant Human TBC1 domain family member 19 protein (1-300AA)
Formulation:	Preservative: 0.03% Proclin 300 Constituents: 50% Glycerol, 0.01M PBS, PH 7.4
Concentration:	lot specific
Purification:	>95%, Protein G purified
Conjugation:	Unconjugated
Storage:	Upon receipt, store at -20°C or -80°C. Avoid repeated freeze.
Stability:	1 year from dispatch.
Database Link:	Q8N5T2
Background:	May act as a GTPase-activating protein for Rab family protein(s).



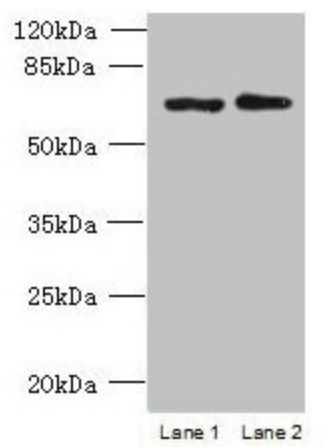
[View online »](#)

Product images:

Immunohistochemistry of paraffin-embedded human pancreatic tissue using TA388526 at dilution of 1:100



Immunohistochemistry of paraffin-embedded human testis tissue using TA388526 at dilution of 1:100



Western blot

All lanes: TBC1D19 antibody at 9 μ g/ml

Lane 1: U251 whole cell lysate

Lane 2: A375 whole cell lysate

Secondary

Goat polyclonal to rabbit IgG at 1/10000 dilution

Predicted band size: 61, 53 kDa

Observed band size: 61 kDa