

Product datasheet for **TA388482**

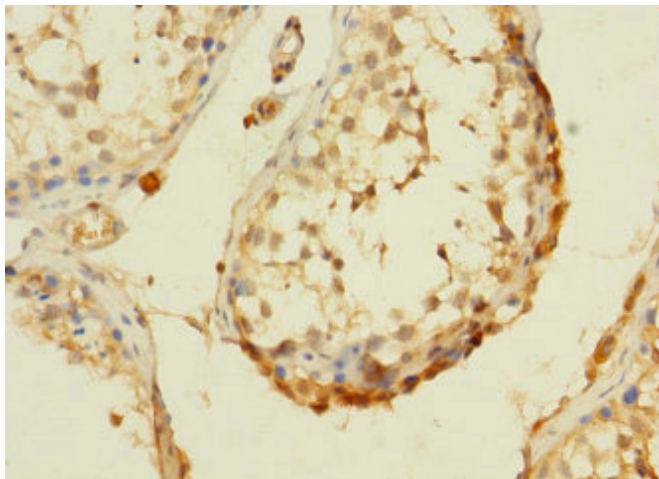
DHX32 Rabbit Polyclonal Antibody

Product data:

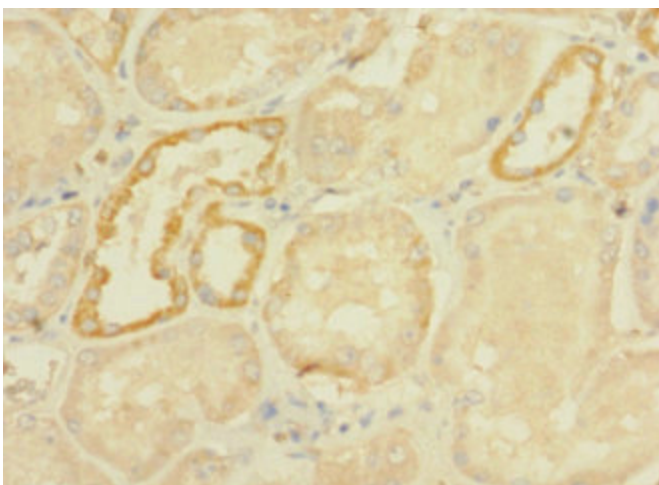
Product Type:	Primary Antibodies
Applications:	IHC, WB
Recommended Dilution:	Recommended dilution: WB:1:500-1:5000, IHC:1:20-1:200
Reactivity:	Mouse, Human
Host:	Rabbit
Isotype:	IgG
Clonality:	Polyclonal
Immunogen:	Recombinant Human Putative pre-mRNA-splicing factor ATP-dependent RNA helicase DHX32 protein (301-500AA)
Formulation:	Preservative: 0.03% Proclin 300 Constituents: 50% Glycerol, 0.01M PBS, PH 7.4
Concentration:	lot specific
Purification:	>95%, Protein G purified
Conjugation:	Unconjugated
Storage:	Upon receipt, store at -20°C or -80°C. Avoid repeated freeze.
Stability:	1 year from dispatch.
Database Link:	Q7L7V1




[View online »](#)

Product images:

Immunohistochemistry of paraffin-embedded human testis tissue using TA388482 at dilution of 1:100



Immunohistochemistry of paraffin-embedded human kidney tissue using TA388482 at dilution of 1:100



Western Blot

All lanes: DHX32 antibody at 10 μ g/ml + Mouse liver tissue

Secondary

Goat polyclonal to rabbit IgG at 1/10000 dilution

Predicted band size: 85, 76 kDa

Observed band size: 85 kDa