

Product datasheet for **TA388343**

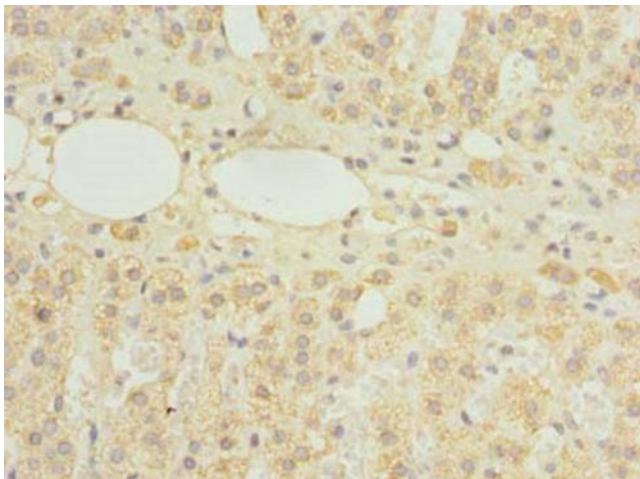
HDHD3 Rabbit Polyclonal Antibody

Product data:

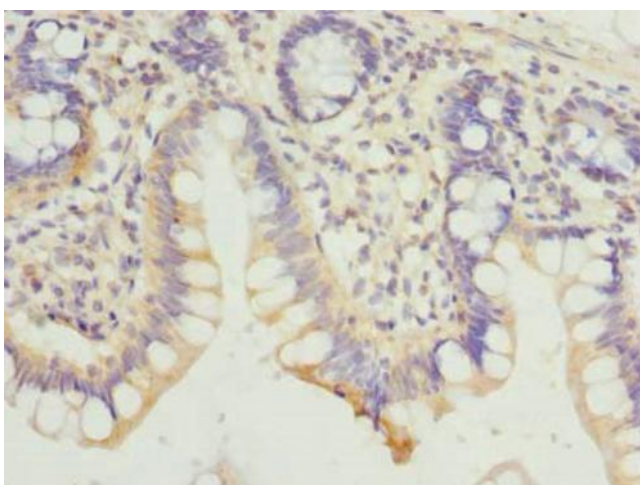
Product Type:	Primary Antibodies
Applications:	IHC, WB
Recommended Dilution:	Recommended dilution: WB:1:500-1:2000, IHC:1:20-1:200
Reactivity:	Mouse, Human
Host:	Rabbit
Isotype:	IgG
Clonality:	Polyclonal
Immunogen:	Recombinant Human Haloacid dehalogenase-like hydrolase domain-containing protein 3 protein (1-251AA)
Formulation:	Preservative: 0.03% Proclin 300 Constituents: 50% Glycerol, 0.01M PBS, PH 7.4
Concentration:	lot specific
Purification:	Antigen Affinity Purified
Conjugation:	Unconjugated
Storage:	Upon receipt, store at -20°C or -80°C. Avoid repeated freeze.
Stability:	1 year from dispatch.
Database Link:	Q9BSH5



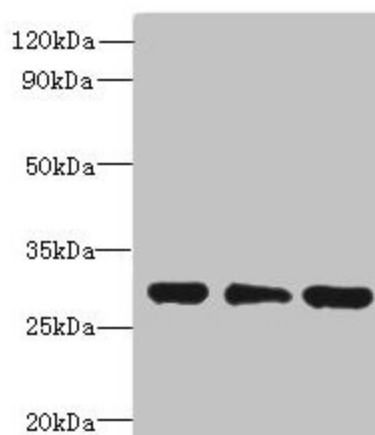
[View online »](#)

Product images:

Immunohistochemistry of paraffin-embedded human adrenal gland tissue using TA388343 at dilution of 1:100



Immunohistochemistry of paraffin-embedded human small intestine tissue using TA388343 at dilution of 1:100



Western blot

All lanes: HDHD3 antibody at 1 μ g/ml

Lane 1: Mouse small intestine tissue

Lane 2: HT29 whole cell lysate

Lane 3: COLO205 whole cell lysate

Secondary

Goat polyclonal to rabbit IgG at 1/10000 dilution

Predicted band size: 28 kDa

Observed band size: 28 kDa