

## Product datasheet for **TA388218M**

### **TSGA13 Rabbit Polyclonal Antibody**

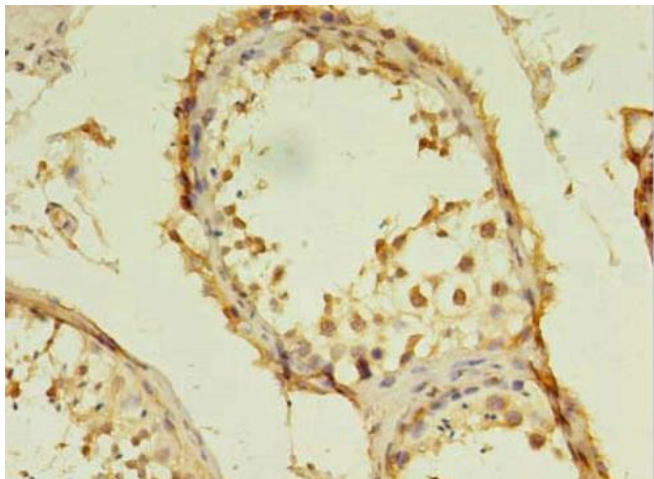
#### **Product data:**

Product Type:	Primary Antibodies
Applications:	IHC, WB
Recommended Dilution:	Recommended dilution: WB:1:500-1:2000, IHC:1:20-1:200
Reactivity:	Human
Host:	Rabbit
Isotype:	IgG
Clonality:	Polyclonal
Immunogen:	Recombinant Human Testis-specific gene 13 protein (1-275AA)
Formulation:	Preservative: 0.03% Proclin 300 Constituents: 50% Glycerol, 0.01M PBS, PH 7.4
Concentration:	lot specific
Purification:	>95%, Protein G purified
Conjugation:	Unconjugated
Storage:	Upon receipt, store at -20°C or -80°C. Avoid repeated freeze.
Stability:	1 year from dispatch.
Database Link:	<a href="#">Q96PP4</a>
Background:	positive regulation of protein targeting to mitochondrion

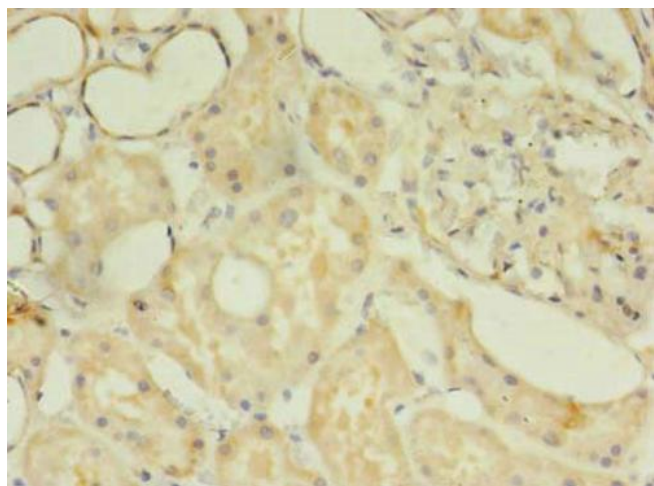


[View online »](#)

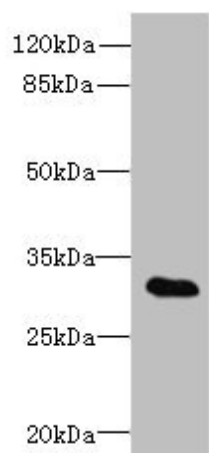
**Product images:**



Immunohistochemistry of paraffin-embedded human testis tissue using [TA388218] at dilution of 1:100



Immunohistochemistry of paraffin-embedded human kidney tissue using [TA388218] at dilution of 1:100



Western blot

All lanes: TSGA13 antibody at 4 $\mu$ g/ml + A549 whole cell lysate

Secondary

Goat polyclonal to rabbit IgG at 1/10000 dilution

Predicted band size: 32 kDa

Observed band size: 32 kDa