

## Product datasheet for **TA388168**

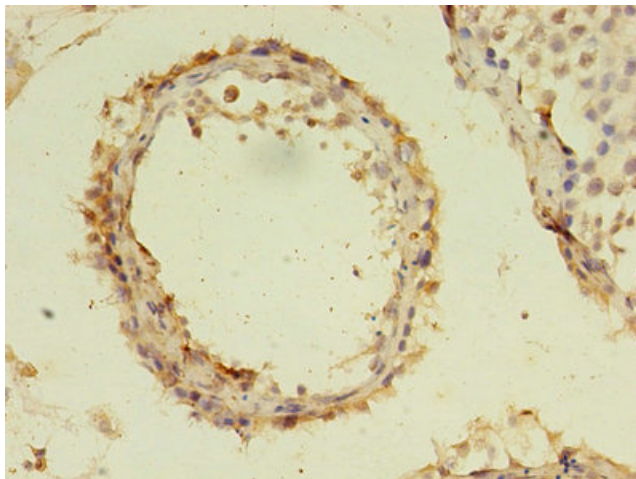
### **C19orf47 Rabbit Polyclonal Antibody**

#### **Product data:**

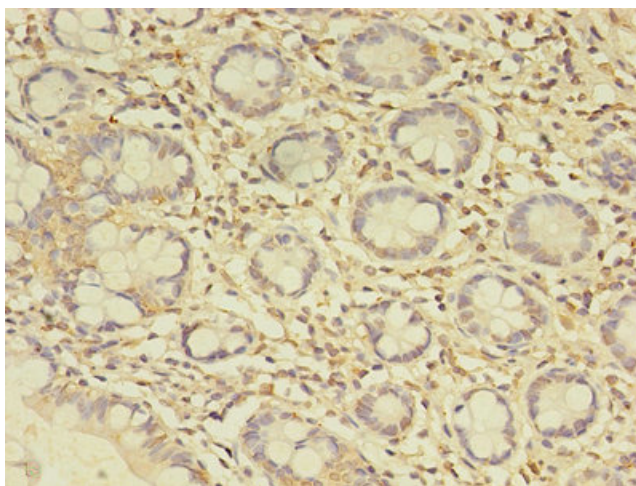
<b>Product Type:</b>	Primary Antibodies
<b>Applications:</b>	IHC, WB
<b>Recommended Dilution:</b>	Recommended dilution: WB:1:500-1:2000, IHC:1:20-1:200
<b>Reactivity:</b>	Mouse, Human
<b>Host:</b>	Rabbit
<b>Isotype:</b>	IgG
<b>Clonality:</b>	Polyclonal
<b>Immunogen:</b>	Recombinant Human Uncharacterized protein C19orf47 protein (1-281AA)
<b>Formulation:</b>	Preservative: 0.03% Proclin 300 Constituents: 50% Glycerol, 0.01M PBS, PH 7.4
<b>Concentration:</b>	lot specific
<b>Purification:</b>	>95%, Protein G purified
<b>Conjugation:</b>	Unconjugated
<b>Storage:</b>	Upon receipt, store at -20°C or -80°C. Avoid repeated freeze.
<b>Stability:</b>	1 year from dispatch.
<b>Database Link:</b>	<a href="#">Q8N9M1</a>
<b>Background:</b>	nucleoplasm




[View online »](#)

**Product images:**

Immunohistochemistry of paraffin-embedded human testis tissue using TA388168 at dilution of 1:100



Immunohistochemistry of paraffin-embedded human small intestine tissue using TA388168 at dilution of 1:100



Western blot

All lanes: C19orf47 antibody at 10 $\mu$ g/ml + Mouse muscle tissue

Secondary

Goat polyclonal to rabbit IgG at 1/10000 dilution

Predicted band size: 45, 38, 30 kDa

Observed band size: 45 kDa