

## Product datasheet for **TA388095M**

### **FAM78A Rabbit Polyclonal Antibody**

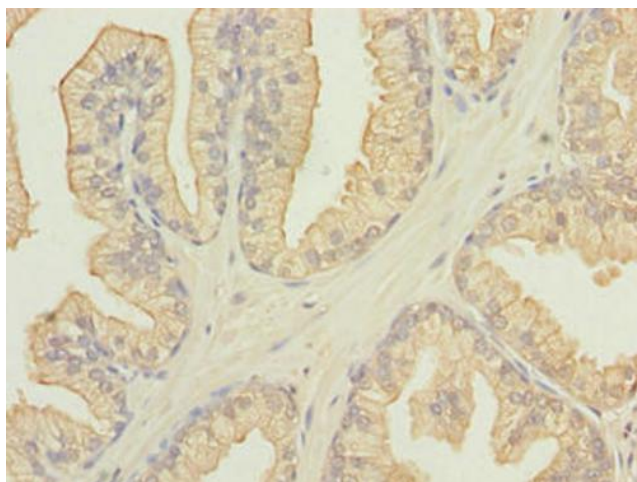
#### **Product data:**

Product Type:	Primary Antibodies
Applications:	IHC, WB
Recommended Dilution:	Recommended dilution: WB:1:1000-1:5000, IHC:1:20-1:200
Reactivity:	Human
Host:	Rabbit
Isotype:	IgG
Clonality:	Polyclonal
Immunogen:	Recombinant Human Protein FAM78A protein (21-283AA)
Formulation:	Preservative: 0.03% Proclin 300 Constituents: 50% Glycerol, 0.01M PBS, PH 7.4
Concentration:	lot specific
Purification:	Antigen Affinity Purified
Conjugation:	Unconjugated
Storage:	Upon receipt, store at -20°C or -80°C. Avoid repeated freeze.
Stability:	1 year from dispatch.
Database Link:	<a href="#">Q5JUQ0</a>

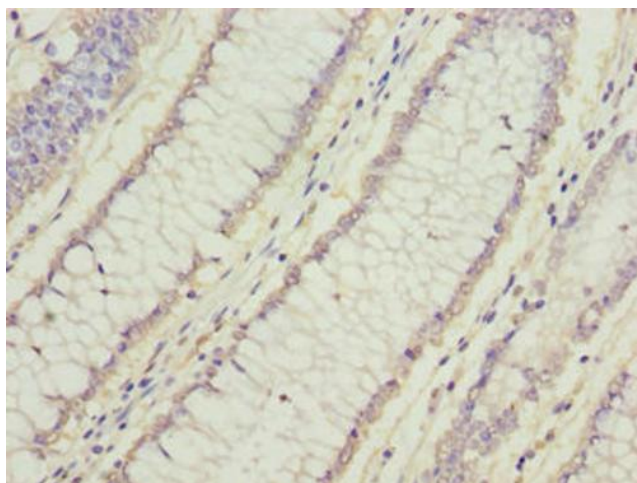


[View online »](#)


## Product images:



Immunohistochemistry of paraffin-embedded human prostate cancer using [TA388095] at dilution of 1:100



Immunohistochemistry of paraffin-embedded human colon cancer using [TA388095] at dilution of 1:100



Western blot

All lanes: FAM78A antibody at 0.2µg/ml + HepG2 whole cell lysate

Secondary

Goat polyclonal to rabbit IgG at 1/10000 dilution

Predicted band size: 32 kDa

Observed band size: 32 kDa