

Product datasheet for **TA388084M**

ZNF699 Rabbit Polyclonal Antibody

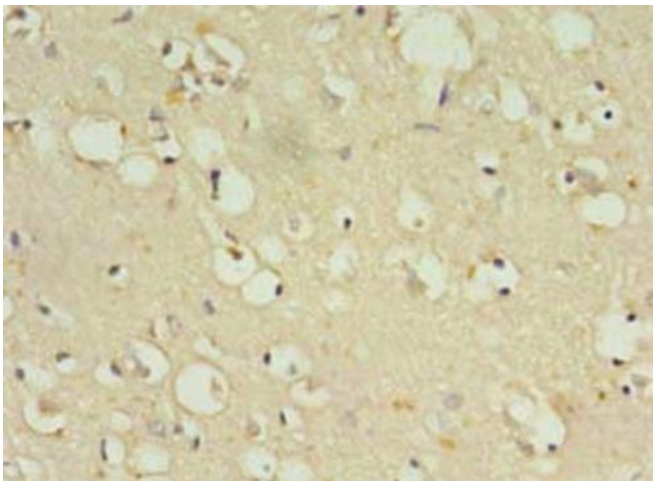
Product data:

Product Type:	Primary Antibodies
Applications:	IHC, WB
Recommended Dilution:	Recommended dilution: WB:1:500-1:2000, IHC:1:20-1:200
Reactivity:	Human
Host:	Rabbit
Isotype:	IgG
Clonality:	Polyclonal
Immunogen:	Recombinant Human Zinc finger protein 699 protein (19-195AA)
Formulation:	Preservative: 0.03% Proclin 300 Constituents: 50% Glycerol, 0.01M PBS, PH 7.4
Concentration:	lot specific
Purification:	>95%, Protein G purified
Conjugation:	Unconjugated
Storage:	Upon receipt, store at -20°C or -80°C. Avoid repeated freeze.
Stability:	1 year from dispatch.
Database Link:	Q32M78
Background:	May be involved in transcriptional regulation.

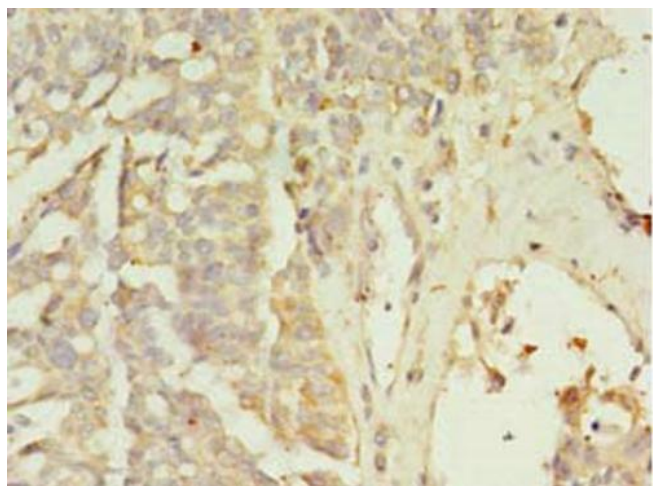


[View online »](#)


Product images:



Immunohistochemistry of paraffin-embedded human brain tissue using [TA388084] at dilution of 1:100



Immunohistochemistry of paraffin-embedded human endometrial cancer using [TA388084] at dilution of 1:100



Western blot

All lanes: ZNF699 antibody at 2 μ g/ml

Lane 1: Jurkat whole cell lysate

Lane 2: K562 whole cell lysate

Lane 3: U87 whole cell lysate

Secondary

Goat polyclonal to rabbit IgG at 1/10000 dilution

Predicted band size: 74 kDa

Observed band size: 74 kDa