

Product datasheet for **TA388056M**

TCTA Rabbit Polyclonal Antibody

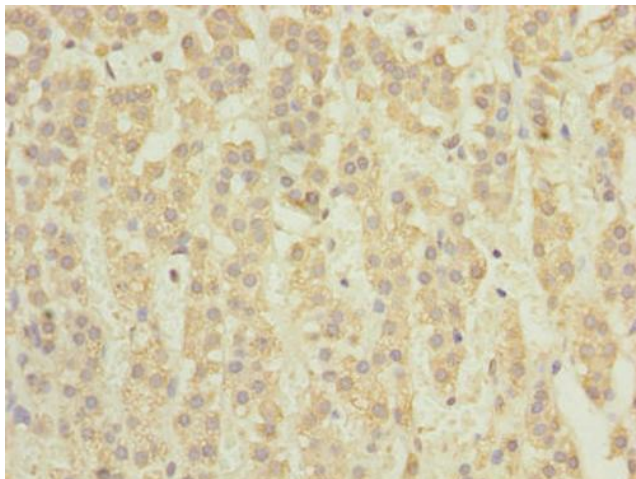
Product data:

Product Type:	Primary Antibodies
Applications:	IHC, WB
Recommended Dilution:	Recommended dilution: WB:1:1000-1:5000, IHC:1:20-1:200
Reactivity:	Mouse, Human
Host:	Rabbit
Isotype:	IgG
Clonality:	Polyclonal
Immunogen:	Recombinant Human T-cell leukemia translocation-altered gene protein (62-103AA)
Formulation:	Preservative: 0.03% Proclin 300 Constituents: 50% Glycerol, 0.01M PBS, PH 7.4
Concentration:	lot specific
Purification:	Antigen Affinity Purified
Conjugation:	Unconjugated
Storage:	Upon receipt, store at -20°C or -80°C. Avoid repeated freeze.
Stability:	1 year from dispatch.
Database Link:	P57738
Background:	May be required for cellular fusion during osteoclastogenesis.

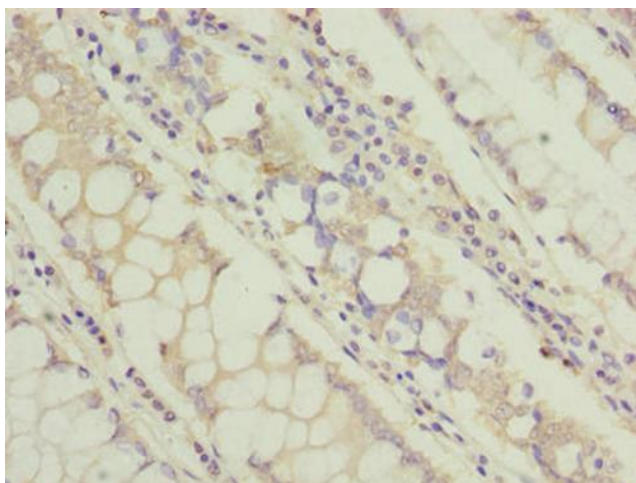


[View online »](#)

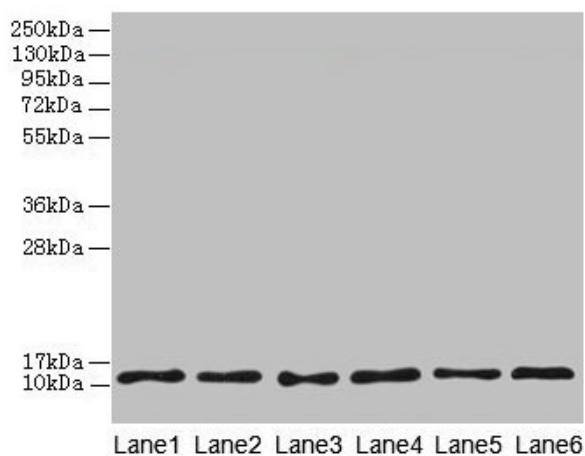
Product images:



Immunohistochemistry of paraffin-embedded human adrenal gland tissue using [TA388056] at dilution of 1:100



Immunohistochemistry of paraffin-embedded human colon cancer using [TA388056] at dilution of 1:100



Western blot

All lanes: TCTA antibody at 1.6µg/ml

Lane 1: Mouse liver tissue

Lane 2: Mouse gonadal tissue

Lane 3: Mouse muscle tissue

Lane 4: HL60 whole cell lysate

Lane 5: U251 whole cell lysate

Lane 6: MCF-7 whole cell lysate

Secondary

Goat polyclonal to rabbit IgG at 1/10000 dilution

Predicted band size: 12 kDa

Observed band size: 12 kDa