

Product datasheet for **TA388012M**

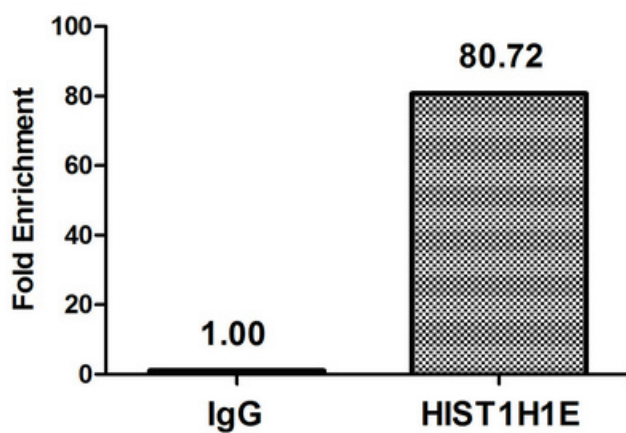
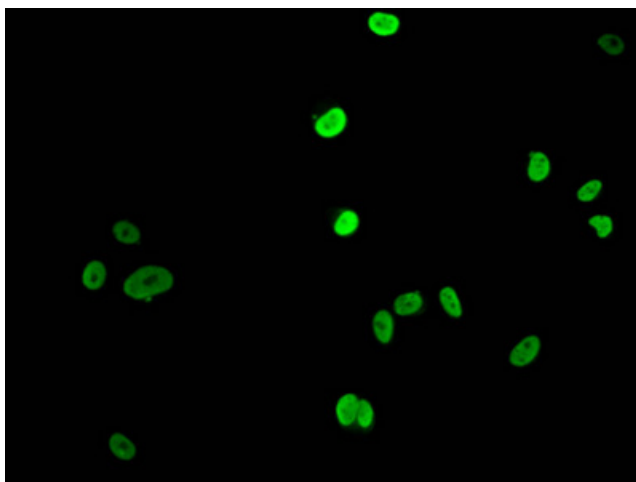
H1-4 Rabbit Polyclonal Antibody

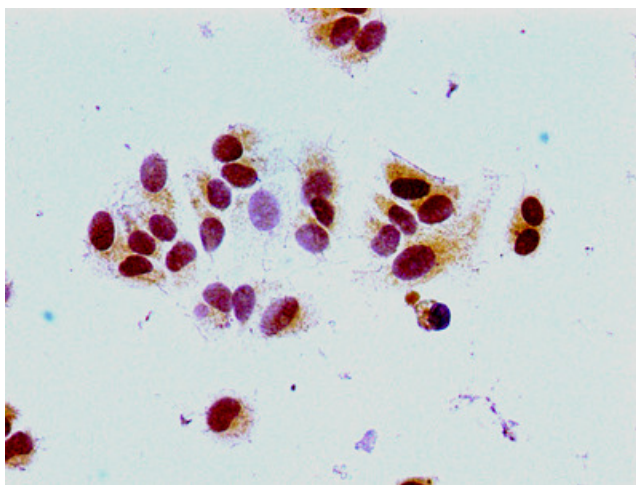
Product data:

Product Type:	Primary Antibodies
Applications:	ChIP, ICC, IF
Recommended Dilution:	Recommended dilution: ICC:1:20-1:200, IF:1:50-1:200
Reactivity:	Human
Host:	Rabbit
Isotype:	IgG
Clonality:	Polyclonal
Immunogen:	Peptide sequence around site of Acetyl-Lys (16) derived from Human Histone H1.4
Formulation:	Preservative: 0.03% Proclin 300 Constituents: 50% Glycerol, 0.01M PBS, pH 7.4
Concentration:	lot specific
Purification:	Antigen Affinity Purified
Conjugation:	Unconjugated
Storage:	Upon receipt, store at -20°C or -80°C. Avoid repeated freeze.
Stability:	1 year from dispatch.
Database Link:	P10412
Background:	Histone H1 protein binds to linker DNA between nucleosomes forming the macromolecular structure known as the chromatin fiber. Histones H1 are necessary for the condensation of nucleosome chains into higher-order structured fibers. Acts also as a regulator of individual gene transcription through chromatin remodeling, nucleosome spacing and DNA methylation (By similarity).


[View online »](#)

Product images:





Immunocytochemistry analysis of MCF-7 cells
using [TA388012] at dilution of 1:100