

## Product datasheet for **TA388001M**

### IFNA4 Rabbit Polyclonal Antibody

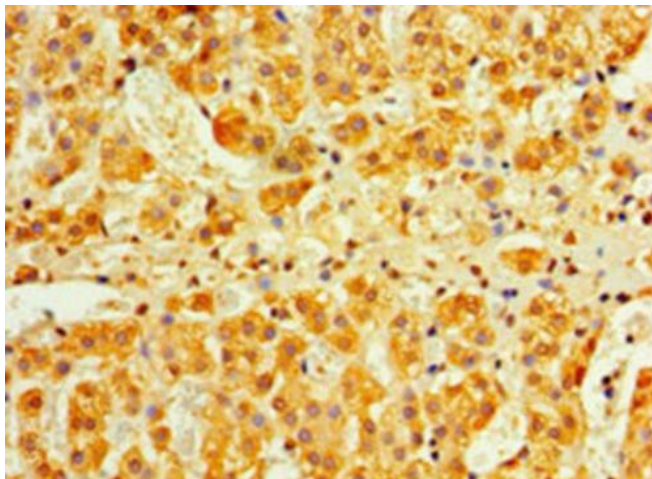
#### Product data:

Product Type:	Primary Antibodies
Applications:	IHC, WB
Recommended Dilution:	Recommended dilution: WB:1:500-1:5000, IHC:1:20-1:200
Reactivity:	Mouse, Human
Host:	Rabbit
Isotype:	IgG
Clonality:	Polyclonal
Immunogen:	Recombinant Human Interferon alpha-4 protein (24-189AA)
Formulation:	Preservative: 0.03% Proclin 300 Constituents: 50% Glycerol, 0.01M PBS, PH 7.4
Concentration:	lot specific
Purification:	>95%, Protein G purified
Conjugation:	Unconjugated
Storage:	Upon receipt, store at -20°C or -80°C. Avoid repeated freeze.
Stability:	1 year from dispatch.
Database Link:	<a href="#">P05014</a>
Background:	Produced by macrophages, IFN-alpha have antiviral activities. Interferon stimulates the production of two enzymes: a protein kinase and an oligoadenylate synthetase.

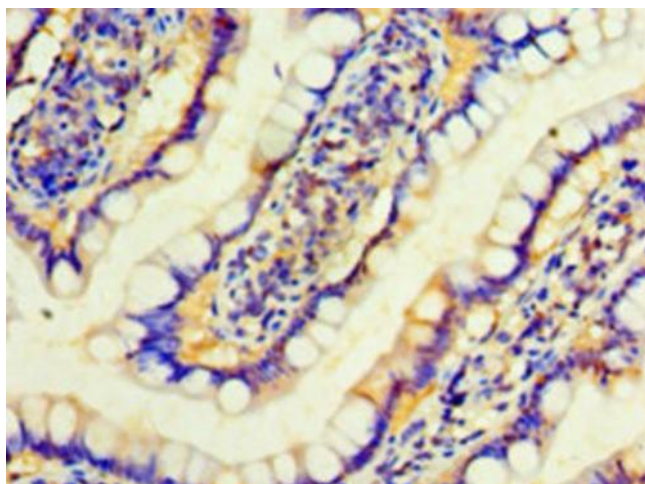


[View online »](#)

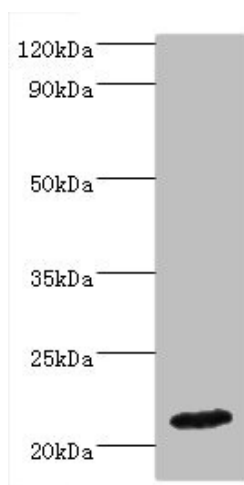
## Product images:



Immunohistochemistry of paraffin-embedded human adrenal gland tissue using [TA388001] at dilution of 1:100



Immunohistochemistry of paraffin-embedded human small intestine tissue using [TA388001] at dilution of 1:100



Western blot

All lanes: IFNA4 antibody at 2 $\mu$ g/ml + Mouse kidney tissue

Secondary

Goat polyclonal to rabbit IgG at 1/10000 dilution

Predicted band size: 22 kDa

Observed band size: 22 kDa