

Product datasheet for **TA387966M**

DHRS12 Rabbit Polyclonal Antibody

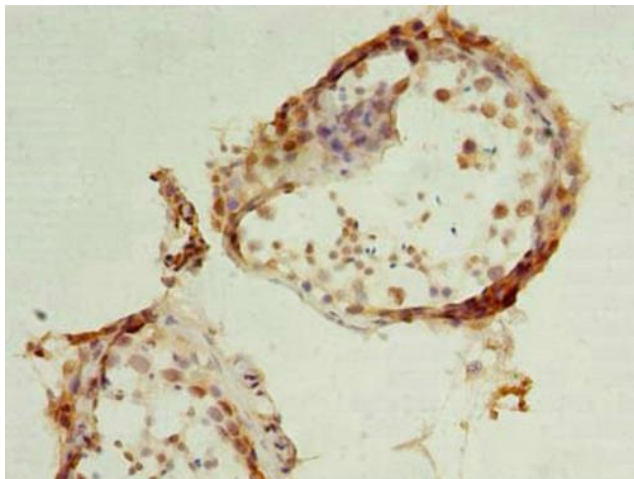
Product data:

Product Type:	Primary Antibodies
Applications:	IF, IHC, WB
Recommended Dilution:	Recommended dilution: WB:1:500-1:2000, IHC:1:20-1:200, IF:1:50-1:200
Reactivity:	Human
Host:	Rabbit
Isotype:	IgG
Clonality:	Polyclonal
Immunogen:	Recombinant Human Dehydrogenase/reductase SDR family member 12 protein (1-271AA)
Formulation:	Preservative: 0.03% Proclin 300 Constituents: 50% Glycerol, 0.01M PBS, PH 7.4
Concentration:	lot specific
Purification:	Antigen Affinity Purified
Conjugation:	Unconjugated
Storage:	Upon receipt, store at -20°C or -80°C. Avoid repeated freeze.
Stability:	1 year from dispatch.
Database Link:	A0PJE2
Background:	Putative oxidoreductase.

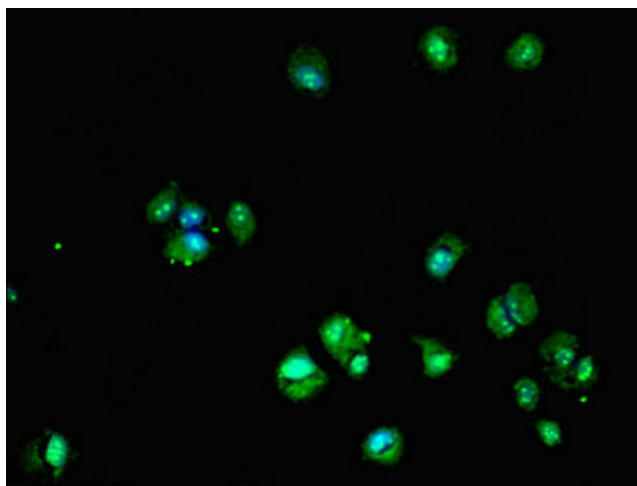


[View online »](#)

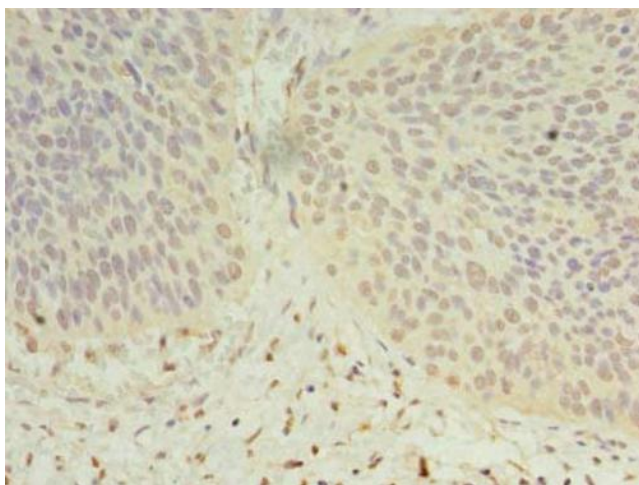
Product images:



Immunohistochemistry of paraffin-embedded human testis tissue using [TA387966] at dilution of 1:100



Immunofluorescent analysis of MCF-7 cells using [TA387966] at dilution of 1:100 and Alexa Fluor 488-conjugated AffiniPure Goat Anti-Rabbit IgG(H+L)



Immunohistochemistry of paraffin-embedded human cervical cancer using [TA387966] at dilution of 1:100



Western blot
All lanes: DHRS12 antibody at 1.3µg/ml + Human placenta tissue
Secondary
Goat polyclonal to rabbit IgG at 1/10000 dilution
Predicted band size: 36, 28, 31 kDa
Observed band size: 31 kDa