

Product datasheet for **TA387954M**

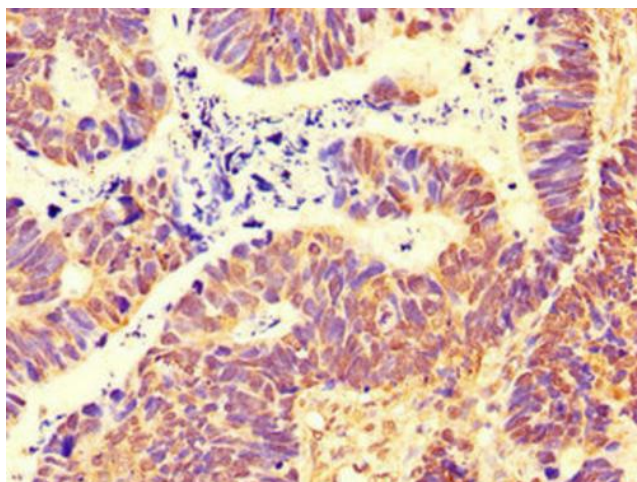
SH3BP5 Rabbit Polyclonal Antibody

Product data:

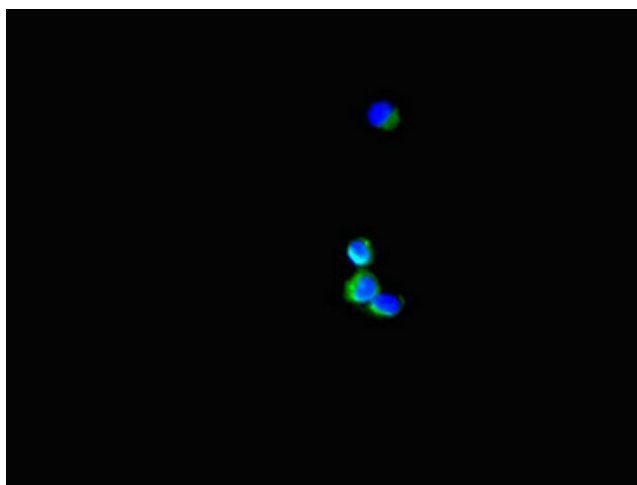
Product Type:	Primary Antibodies
Applications:	IF, IHC, WB
Recommended Dilution:	Recommended dilution: WB:1:2000-1:5000, IHC:1:20-1:200, IF:1:50-1:200
Reactivity:	Mouse, Human
Host:	Rabbit
Isotype:	IgG
Clonality:	Polyclonal
Immunogen:	Recombinant Human SH3 domain-binding protein 5 protein (49-455AA)
Formulation:	Preservative: 0.03% Proclin 300 Constituents: 50% Glycerol, 0.01M PBS, PH 7.4
Concentration:	lot specific
Purification:	>95%, Protein G purified
Conjugation:	Unconjugated
Storage:	Upon receipt, store at -20°C or -80°C. Avoid repeated freeze.
Stability:	1 year from dispatch.
Database Link:	O60239
Background:	Inhibits the auto- and transphosphorylation activity of BTK. Plays a negative regulatory role in BTK-related cytoplasmic signaling in B-cells. May be involved in BCR-induced apoptotic cell death.




[View online »](#)

Product images:

Immunohistochemistry of paraffin-embedded human ovarian cancer using [TA387954] at dilution of 1:100



Immunofluorescent analysis of HeLa cells using [TA387954] at dilution of 1:100 and Alexa Fluor 488-conjugated AffiniPure Goat Anti-Rabbit IgG(H+L)



Western Blot

Positive WB detected in: Mouse heart tissue,
Mouse brain tissue, Mouse kidney tissue

All lanes: SH3BP5 antibody at 3µg/ml

Secondary

Goat polyclonal to rabbit IgG at 1/50000 dilution

Predicted band size: 51, 33 kDa

Observed band size: 51 kDa