

Product datasheet for **TA387938**

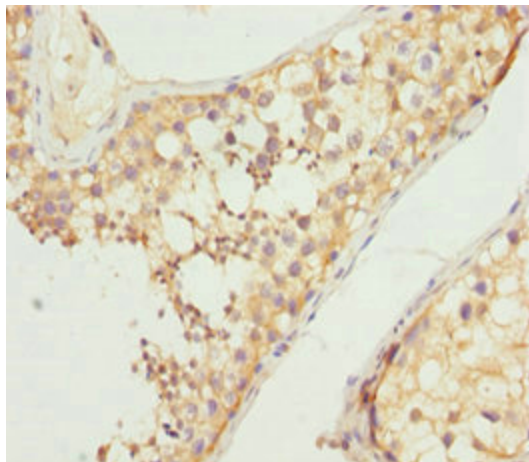
NCALD Rabbit Polyclonal Antibody

Product data:

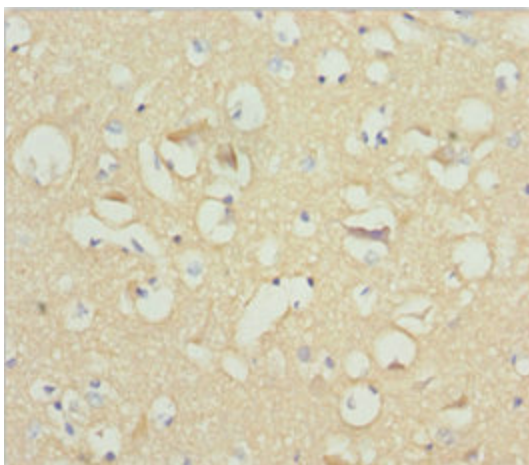
Product Type:	Primary Antibodies
Applications:	IHC, WB
Recommended Dilution:	Recommended dilution: WB:1:1000-1:5000, IHC:1:20-1:200
Reactivity:	Mouse, Human
Host:	Rabbit
Isotype:	IgG
Clonality:	Polyclonal
Immunogen:	Recombinant Human Neurocalcin-delta protein (1-193AA)
Formulation:	PBS with 0.02% sodium azide, 50% glycerol, pH7.3.
Concentration:	lot specific
Purification:	Antigen Affinity Purified
Conjugation:	Unconjugated
Storage:	Upon receipt, store at -20°C or -80°C. Avoid repeated freeze.
Stability:	1 year from dispatch.
Database Link:	P61601
Background:	May be involved in the calcium-dependent regulation of rhodopsin phosphorylation. Binds three calcium ions.




[View online »](#)

Product images:

Immunohistochemistry of paraffin-embedded human testis tissue using TA387938 at dilution of 1:100



Immunohistochemistry of paraffin-embedded human brain tissue using TA387938 at dilution of 1:100



Western blot

All lanes: NCALD antibody at 9.32 $\mu\text{g/ml}$ + Mouse brain tissue

Secondary

Goat polyclonal to rabbit IgG at 1/10000 dilution

Predicted band size: 22 kDa

Observed band size: 22 kDa