

Product datasheet for **TA387843M**

NTM Rabbit Polyclonal Antibody

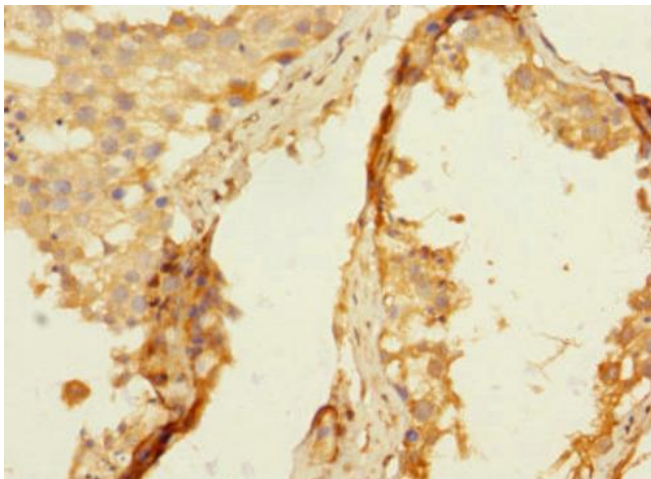
Product data:

Product Type:	Primary Antibodies
Applications:	IHC, WB
Recommended Dilution:	Recommended dilution: WB:1:1000-1:5000, IHC:1:20-1:200
Reactivity:	Mouse, Human
Host:	Rabbit
Isotype:	IgG
Clonality:	Polyclonal
Immunogen:	Recombinant Human Neurotrimin protein (30-316AA)
Formulation:	PBS with 0.02% sodium azide, 50% glycerol, pH7.3.
Concentration:	lot specific
Purification:	Antigen Affinity Purified
Conjugation:	Unconjugated
Storage:	Upon receipt, store at -20°C or -80°C. Avoid repeated freeze.
Stability:	1 year from dispatch.
Database Link:	Q9P121
Background:	Neural cell adhesion molecule.

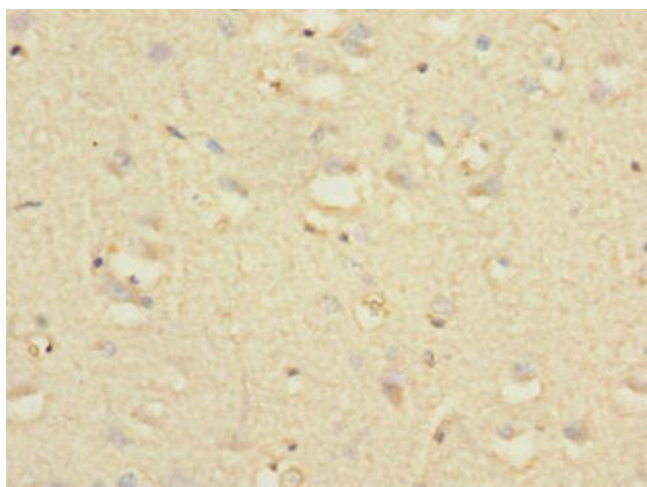


[View online »](#)

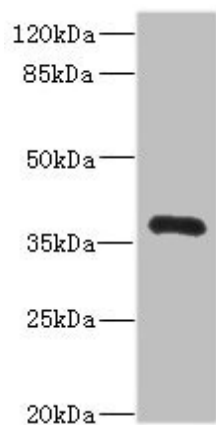
Product images:



Immunohistochemistry of paraffin-embedded human testis tissue using [TA387843] at dilution of 1:100



Immunohistochemistry of paraffin-embedded human brain tissue using [TA387843] at dilution of 1:100



Western blot

All lanes: NTM antibody IgG at 2.42µg/ml +

Mouse liver tissue

Secondary

Goat polyclonal to rabbit IgG at 1/10000 dilution

Predicted band size: 38, 35, 40 kDa

Observed band size: 38 kDa