

Product datasheet for **TA387774**

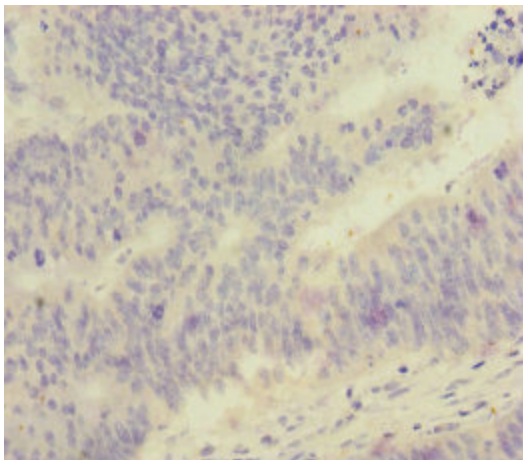
FOXRED1 Rabbit Polyclonal Antibody

Product data:

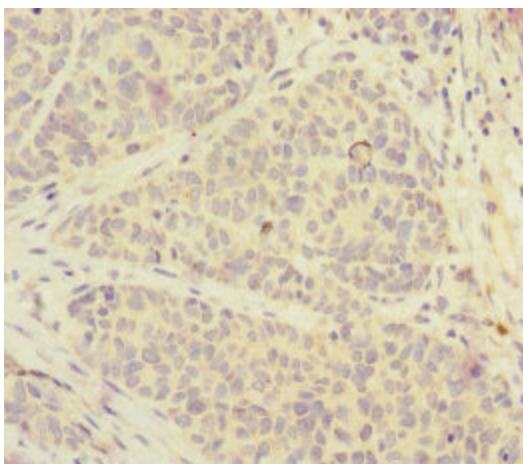
Product Type:	Primary Antibodies
Applications:	IHC, WB
Recommended Dilution:	Recommended dilution: WB:1:1000-1:5000, IHC:1:20-1:200
Reactivity:	Human
Host:	Rabbit
Isotype:	IgG
Clonality:	Polyclonal
Immunogen:	Recombinant Human FAD-dependent oxidoreductase domain-containing protein 1 protein (307-486AA)
Formulation:	PBS with 0.02% sodium azide, 50% glycerol, pH7.3.
Concentration:	lot specific
Purification:	Antigen Affinity Purified
Conjugation:	Unconjugated
Storage:	Upon receipt, store at -20°C or -80°C. Avoid repeated freeze.
Stability:	1 year from dispatch.
Database Link:	Q96CU9
Background:	Required for the assembly of the mitochondrial membrane respiratory chain NADH dehydrogenase (Complex I) (PubMed:20858599, PubMed:25678554). Involved in mid-late stages of complex I assembly (PubMed:25678554).



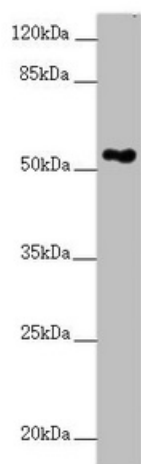
[View online »](#)

Product images:

Immunohistochemistry of paraffin-embedded human colon cancer using TA387774 at dilution of 1:100



Immunohistochemistry of paraffin-embedded human ovarian cancer using TA387774 at dilution of 1:100



Western blot

All lanes: FOXRED1 antibody at 5.28 μ g/ml + A549 whole cell lysate

Secondary

Goat polyclonal to rabbit IgG at 1/10000 dilution

Predicted band size: 54, 31, 53 kDa

Observed band size: 54 kDa