

Product datasheet for **TA387740**

RNF10 Rabbit Polyclonal Antibody

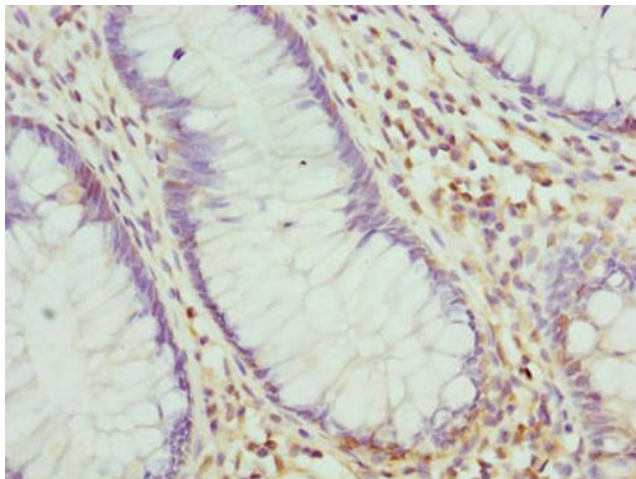
Product data:

Product Type:	Primary Antibodies
Applications:	IHC, WB
Recommended Dilution:	Recommended dilution: WB:1:1000-1:5000, IHC:1:20-1:200
Reactivity:	Mouse, Human
Host:	Rabbit
Isotype:	IgG
Clonality:	Polyclonal
Immunogen:	Recombinant Human RING finger protein 10 protein (401-630AA)
Formulation:	Preservative: 0.03% Proclin 300 Constituents: 50% Glycerol, 0.01M PBS, PH 7.4
Concentration:	lot specific
Purification:	>95%, Protein G purified
Conjugation:	Unconjugated
Storage:	Upon receipt, store at -20°C or -80°C. Avoid repeated freeze.
Stability:	1 year from dispatch.
Database Link:	Q8N5U6
Background:	Transcriptional factor involved in the regulation of MAG (Myelin-associated glycoprotein) expression. Acts as a regulator of Schwann cell differentiation and myelination.

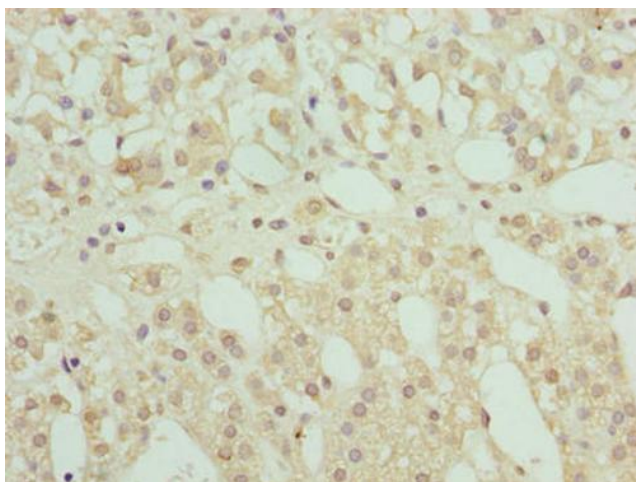


[View online »](#)

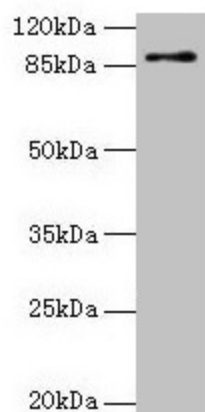
Product images:



Immunohistochemistry of paraffin-embedded human colon cancer using TA387740 at dilution of 1:100



Immunohistochemistry of paraffin-embedded human adrenal gland tissue using TA387740 at dilution of 1:100



Western blot

All lanes: RNF10 antibody at 4µg/ml + Mouse brain tissue

Secondary

Goat polyclonal to rabbit IgG at 1/10000 dilution

Predicted band size: 90, 91 kDa

Observed band size: 90 kDa