

Product datasheet for **TA387682**

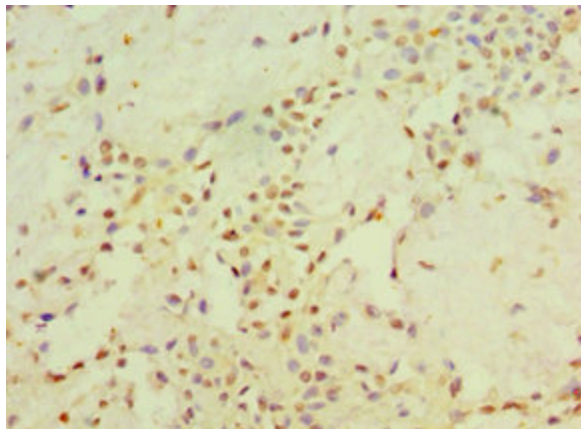
STARD3 Rabbit Polyclonal Antibody

Product data:

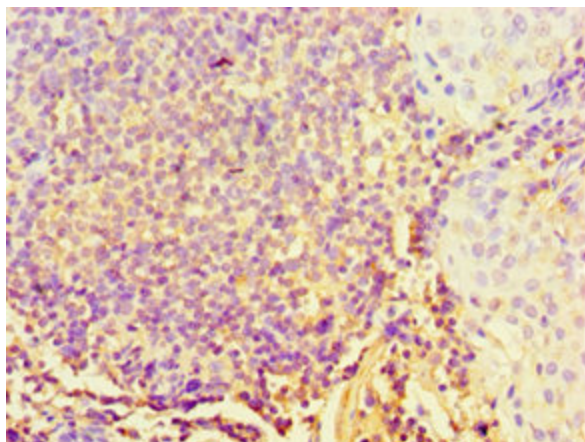
Product Type:	Primary Antibodies
Applications:	IHC, WB
Recommended Dilution:	Recommended dilution: WB:1:500-1:2000, IHC:1:20-1:200
Reactivity:	Human
Host:	Rabbit
Isotype:	IgG
Clonality:	Polyclonal
Immunogen:	Recombinant Human StAR-related lipid transfer protein 3 protein (170-445AA)
Formulation:	PBS with 0.02% sodium azide, 50% glycerol, pH7.3.
Concentration:	lot specific
Purification:	Antigen Affinity Purified
Conjugation:	Unconjugated
Storage:	Upon receipt, store at -20°C or -80°C. Avoid repeated freeze.
Stability:	1 year from dispatch.
Database Link:	Q14849
Background:	Binds and transports cholesterol. Promotes steroidogenesis in placenta and brain.



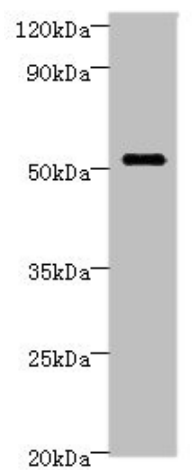
[View online »](#)

Product images:

Immunohistochemistry of paraffin-embedded human breast cancer using TA387682 at dilution of 1:100



Immunohistochemistry of paraffin-embedded human tonsil tissue using TA387682 at dilution of 1:100



Western blot

All lanes: STARD3 Antibody at 6 μ g/ml + MCF-7 whole cell lysate

Secondary

Goat polyclonal to rabbit IgG at 1/10000 dilution

Predicted band size: 51, 49, 50 kDa

Observed band size: 51 kDa