

Product datasheet for **TA387520M**

FIBP Rabbit Polyclonal Antibody

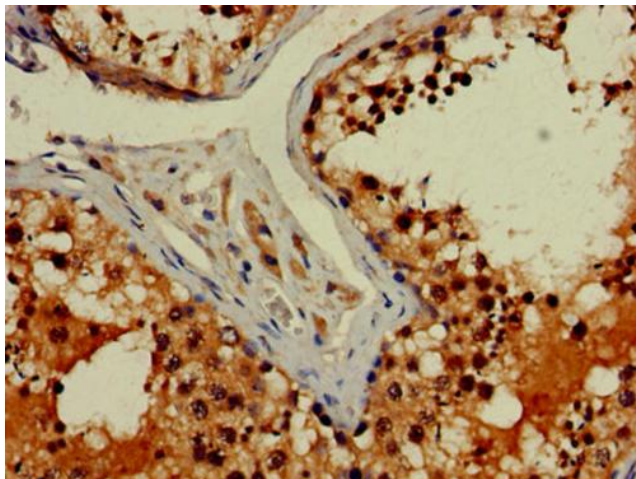
Product data:

Product Type:	Primary Antibodies
Applications:	IF, IHC, WB
Recommended Dilution:	Recommended dilution: WB:1:500-1:2000, IHC:1:20-1:200, IF:1:50-1:200
Reactivity:	Human
Host:	Rabbit
Isotype:	IgG
Clonality:	Polyclonal
Immunogen:	Recombinant Human Acidic fibroblast growth factor intracellular-binding protein (2-357AA)
Formulation:	Preservative: 0.03% Proclin 300 Constituents: 50% Glycerol, 0.01M PBS, PH 7.4
Concentration:	lot specific
Purification:	>95%, Protein G purified
Conjugation:	Unconjugated
Storage:	Upon receipt, store at -20°C or -80°C. Avoid repeated freeze.
Stability:	1 year from dispatch.
Database Link:	O43427
Background:	May be involved in mitogenic function of FGF1.

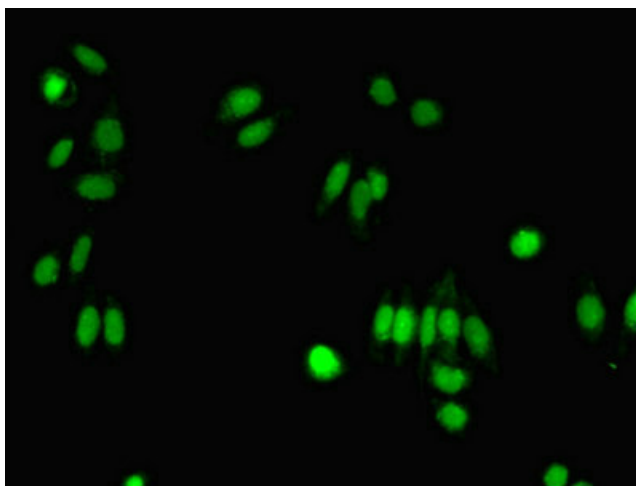


[View online »](#)


Product images:



Immunohistochemistry of paraffin-embedded human testis tissue using [TA387520] at dilution of 1:100



Immunofluorescent analysis of HepG2 cells using [TA387520] at dilution of 1:100 and Alexa Fluor 488-conjugated AffiniPure Goat Anti-Rabbit IgG(H+L)



Western blot

All lanes: FIBP antibody at 6 μ g/ml + MCF-7 whole cell lysate

Secondary

Goat polyclonal to rabbit IgG at 1/10000 dilution

Predicted band size: 42 kDa

Observed band size: 42 kDa