

Product datasheet for **TA387505M**

MARCO Rabbit Polyclonal Antibody

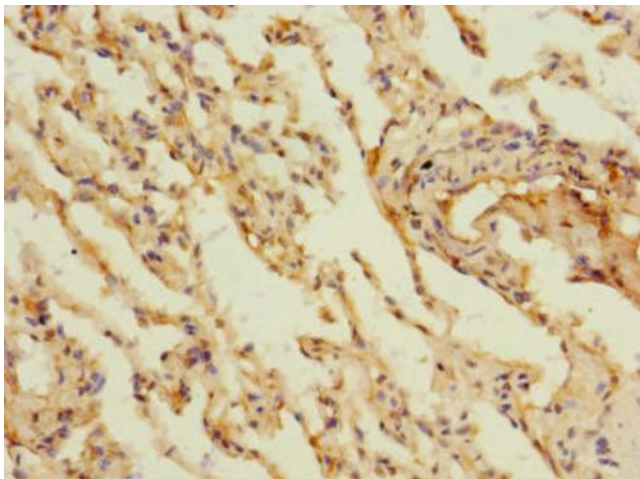
Product data:

| | |
|-----------------------|---|
| Product Type: | Primary Antibodies |
| Applications: | IHC, WB |
| Recommended Dilution: | Recommended dilution: WB:1:1000-1:5000, IHC:1:20-1:200 |
| Reactivity: | Human |
| Host: | Rabbit |
| Isotype: | IgG |
| Clonality: | Polyclonal |
| Immunogen: | Recombinant Human Macrophage receptor MARCO protein (421-520AA) |
| Formulation: | PBS with 0.02% sodium azide, 50% glycerol, pH7.3. |
| Concentration: | lot specific |
| Purification: | Antigen Affinity Purified |
| Conjugation: | Unconjugated |
| Storage: | Upon receipt, store at -20°C or -80°C. Avoid repeated freeze. |
| Stability: | 1 year from dispatch. |
| Database Link: | Q9UEW3 |
| Background: | Pattern recognition receptor (PRR). Binds Gram-positive and Gram-negative bacteria. |

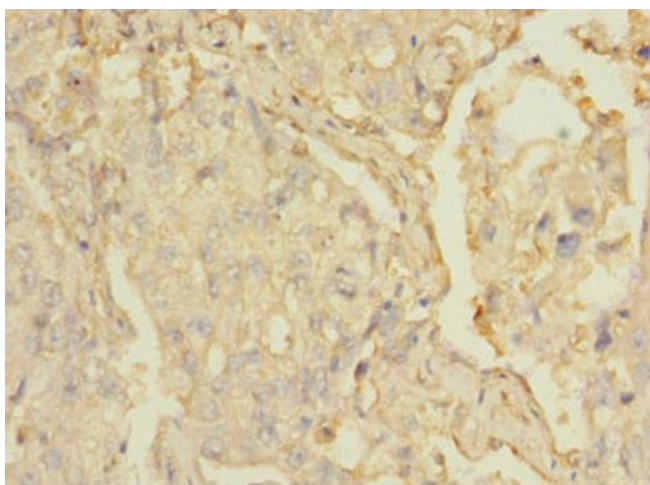


[View online »](#)


Product images:



Immunohistochemistry of paraffin-embedded human lung tissue using [TA387505] at dilution of 1:100



Immunohistochemistry of paraffin-embedded human lung cancer using [TA387505] at dilution of 1:100



Western blot

All lanes: MARCO antibody at 1.97µg/ml + Jurkat whole cell lysate

Secondary

Goat polyclonal to rabbit IgG at 1/10000 dilution

Predicted band size: 53, 44 kDa

Observed band size: 53 kDa