

## Product datasheet for **TA387504M**

### **TXNRD2 Rabbit Polyclonal Antibody**

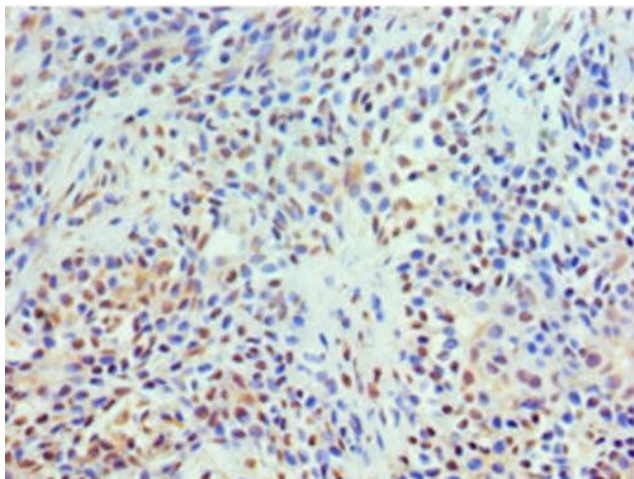
#### **Product data:**

Product Type:	Primary Antibodies
Applications:	IHC, WB
Recommended Dilution:	Recommended dilution: WB:1:200-1:1000, IHC:1:20-1:200
Reactivity:	Mouse, Human
Host:	Rabbit
Isotype:	IgG
Clonality:	Polyclonal
Immunogen:	Recombinant Human Thioredoxin reductase 2, mitochondrial protein (100-310AA)
Formulation:	PBS with 0.02% sodium azide, 50% glycerol, pH7.3.
Concentration:	lot specific
Purification:	Antigen Affinity Purified
Conjugation:	Unconjugated
Storage:	Upon receipt, store at -20°C or -80°C. Avoid repeated freeze.
Stability:	1 year from dispatch.
Database Link:	<a href="#"><u>Q9NNW7</u></a>
Background:	Maintains thioredoxin in a reduced state. Implicated in the defenses against oxidative stress. May play a role in redox-regulated cell signaling.

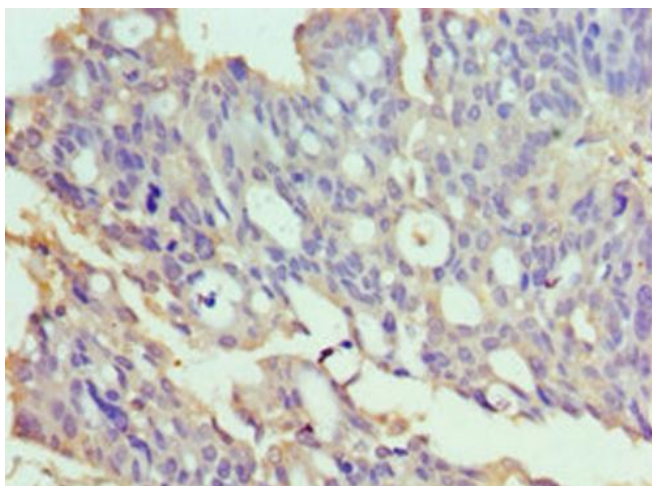


[View online »](#)


## Product images:



Immunohistochemistry of paraffin-embedded human breast cancer using [TA387504] at dilution of 1:100



Immunohistochemistry of paraffin-embedded human endometrial cancer using [TA387504] at dilution of 1:100



#### Western blot

All lanes: Thioredoxin reductase 2, mitochondrial antibody at 6 $\mu$ g/ml

Lane 1: Mouse liver tissue

Lane 2: Mouse gonad tissue

Lane 3: Hela whole cell lysate

#### Secondary

Goat polyclonal to rabbit IgG at 1/10000 dilution

Predicted band size: 57, 54, 47, 31 kDa

Observed band size: 57 kDa