

## Product datasheet for **TA387429**

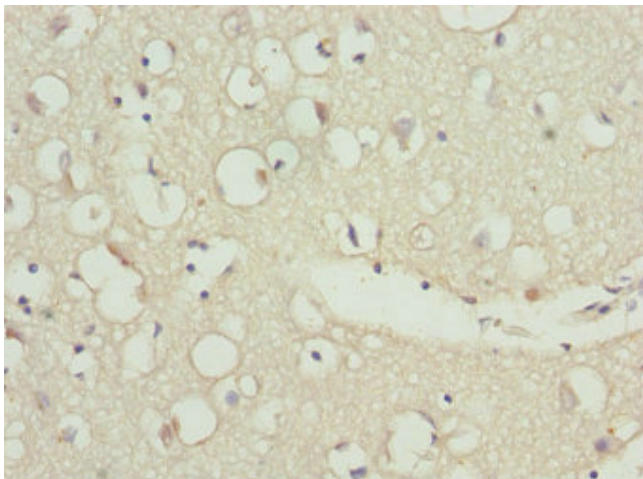
### ZNF264 Rabbit Polyclonal Antibody

#### Product data:

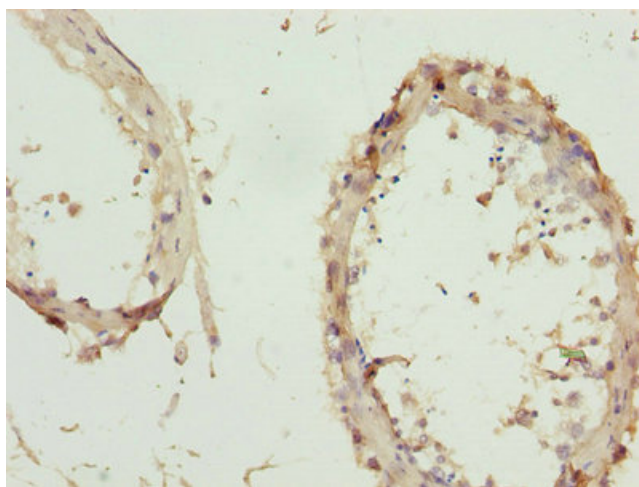
Product Type:	Primary Antibodies
Applications:	IHC, WB
Recommended Dilution:	Recommended dilution: WB:1:1000-1:5000, IHC:1:20-1:200
Reactivity:	Human
Host:	Rabbit
Isotype:	IgG
Clonality:	Polyclonal
Immunogen:	Recombinant Human Zinc finger protein 264 protein (1-220AA)
Formulation:	PBS with 0.02% sodium azide, 50% glycerol, pH7.3.
Concentration:	lot specific
Purification:	Antigen Affinity Purified
Conjugation:	Unconjugated
Storage:	Upon receipt, store at -20°C or -80°C. Avoid repeated freeze.
Stability:	1 year from dispatch.
Database Link:	<a href="#">O43296</a>
Background:	May be involved in transcriptional regulation.




[View online »](#)

**Product images:**

Immunohistochemistry of paraffin-embedded human brain tissue using TA387429 at dilution of 1:100



Immunohistochemistry of paraffin-embedded human testis tissue using TA387429 at dilution of 1:100



Western blot

All lanes: ZNF264 antibody at 2.07 $\mu$ g/ml

Lane 1: Jurkat whole cell lysate

Lane 2: 293T whole cell lysate

Secondary

Goat polyclonal to rabbit IgG at 1/10000 dilution

Predicted band size: 71 kDa

Observed band size: 71 kDa