

Product datasheet for **TA387381**

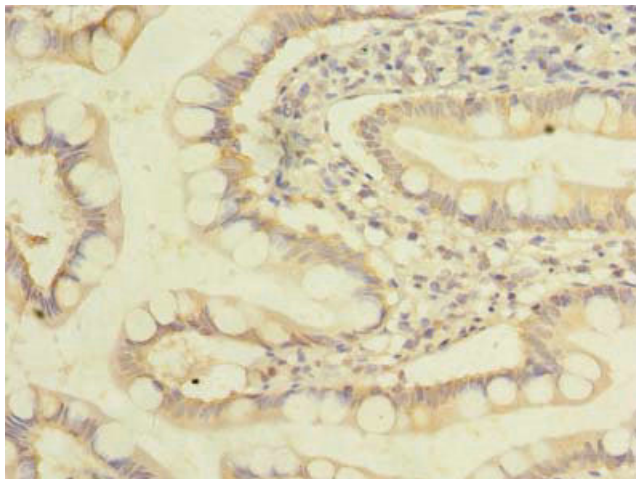
ZDHHC3 Rabbit Polyclonal Antibody

Product data:

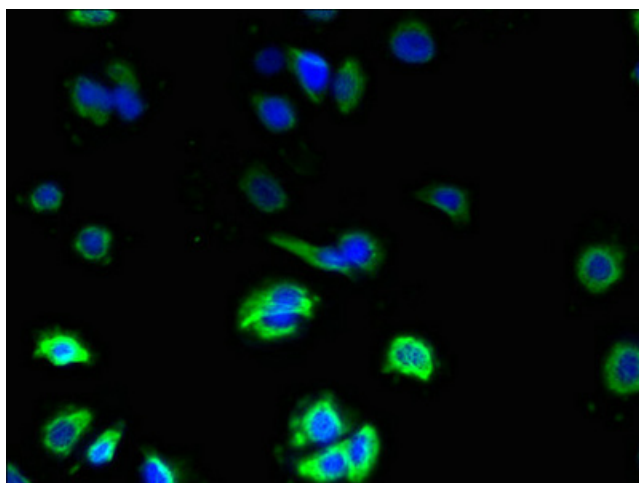
Product Type:	Primary Antibodies
Applications:	IF, IHC, WB
Recommended Dilution:	Recommended dilution: WB:1:500-1:2000, IHC:1:20-1:200, IF:1:50-1:200
Reactivity:	Mouse, Human
Host:	Rabbit
Isotype:	IgG
Clonality:	Polyclonal
Immunogen:	Recombinant Human Palmitoyltransferase ZDHHC3 protein (94-171AA)
Formulation:	Preservative: 0.03% Proclin 300 Constituents: 50% Glycerol, 0.01M PBS, PH 7.4
Concentration:	lot specific
Purification:	>95%, Protein G purified
Conjugation:	Unconjugated
Storage:	Upon receipt, store at -20°C or -80°C. Avoid repeated freeze.
Stability:	1 year from dispatch.
Database Link:	Q9NYG2
Background:	Palmitoyltransferase with broad specificity. Palmitoylates GABA receptors on their gamma subunit (GABRG1, GABRG2 and GABRG3), which regulates synaptic clustering and/or cell surface stability. Palmitoylates glutamate receptors GRIA1 and GRIA2, which leads to their retention in Golgi. May also palmitoylate DLG4, DNAJC5 and SNAP25.



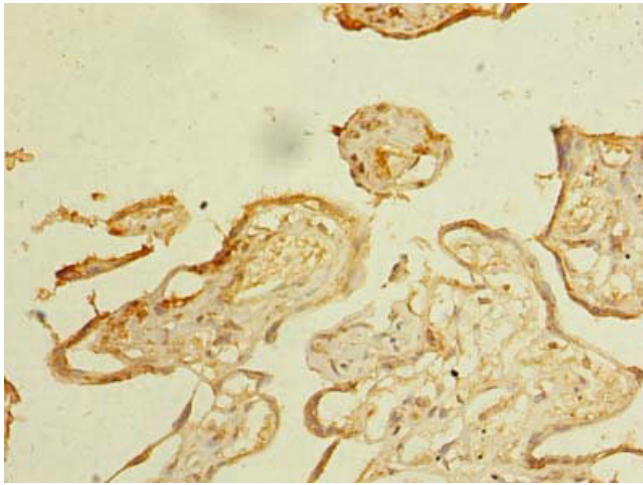
[View online »](#)

Product images:

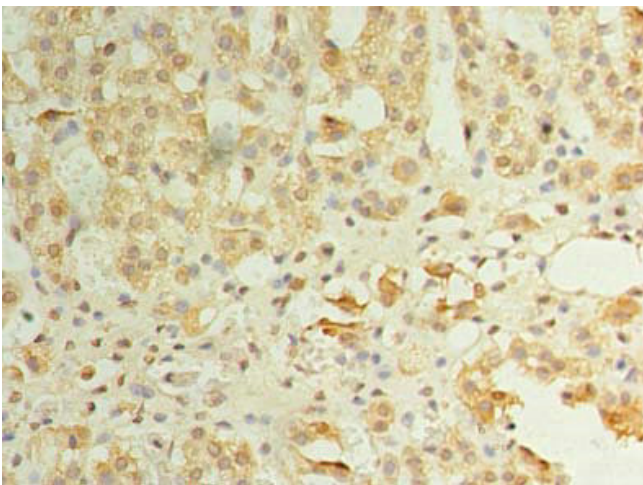
Immunohistochemistry of paraffin-embedded human small intestine tissue using TA387381 at dilution of 1:100




Immunofluorescent analysis of MCF-7 cells using TA387381 at dilution of 1:100 and Alexa Fluor 488-conjugated AffiniPure Goat Anti-Rabbit IgG(H+L)



Immunohistochemistry of paraffin-embedded human placenta tissue using TA387381 at dilution of 1:100



Immunohistochemistry of paraffin-embedded human adrenal gland tissue using TA387381 at dilution of 1: 100



Western blot
 All lanes: ZDHHC3 antibody at 1.5µg/ml + Mouse brain tissue
 Secondary
 Goat polyclonal to rabbit IgG at 1/10000 dilution
 Predicted band size: 35, 38 kDa
 Observed band size: 35 kDa