

## Product datasheet for **TA387341**

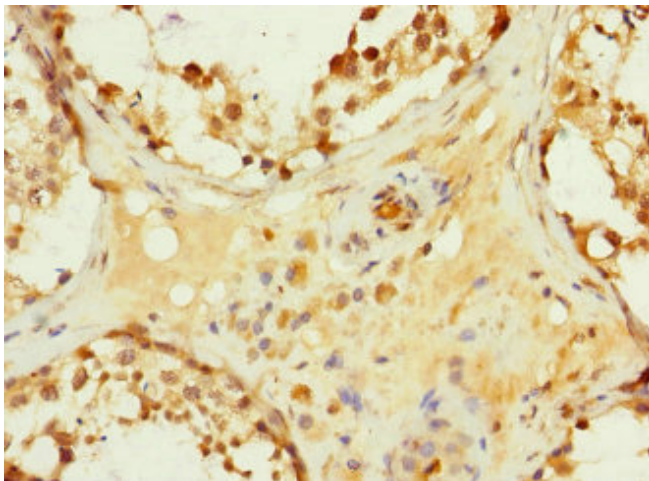
### HHIP Rabbit Polyclonal Antibody

#### Product data:

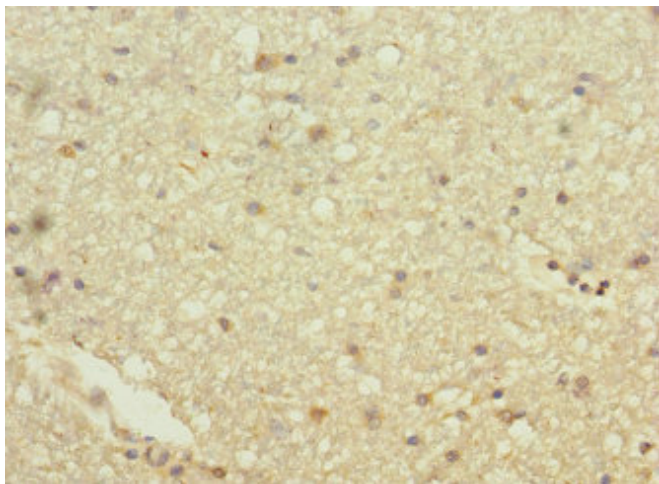
Product Type:	Primary Antibodies
Applications:	IHC, WB
Recommended Dilution:	Recommended dilution: WB:1:1000-1:5000, IHC:1:20-1:200
Reactivity:	Rat, Human
Host:	Rabbit
Isotype:	IgG
Clonality:	Polyclonal
Immunogen:	Recombinant Human Hedgehog-interacting protein (18-220AA)
Formulation:	PBS with 0.02% sodium azide, 50% glycerol, pH7.3.
Concentration:	lot specific
Purification:	Antigen Affinity Purified
Conjugation:	Unconjugated
Storage:	Upon receipt, store at -20°C or -80°C. Avoid repeated freeze.
Stability:	1 year from dispatch.
Database Link:	<a href="#">Q96QV1</a>
Background:	Modulates hedgehog signaling in several cell types including brain and lung through direct interaction with members of the hedgehog family.



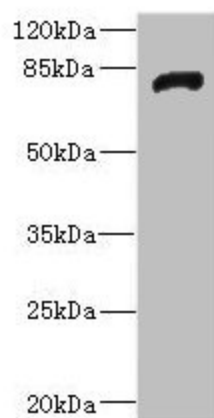
[View online »](#)

**Product images:**

Immunohistochemistry of paraffin-embedded human testis tissue using TA387341 at dilution of 1:100



Immunohistochemistry of paraffin-embedded human brain tissue using TA387341 at dilution of 1:100



Western blot

All lanes: HHIPantibody IgG at 1.92 $\mu$ g/ml + Rat heart tissue

Secondary

Goat polyclonal to rabbit IgG at 1/10000 dilution

Predicted band size: 79, 37 kDa

Observed band size: 79 kDa