

## Product datasheet for **TA387325**

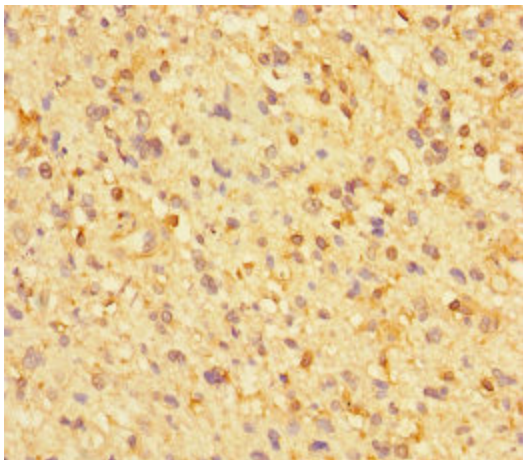
### ZNF384 Rabbit Polyclonal Antibody

#### Product data:

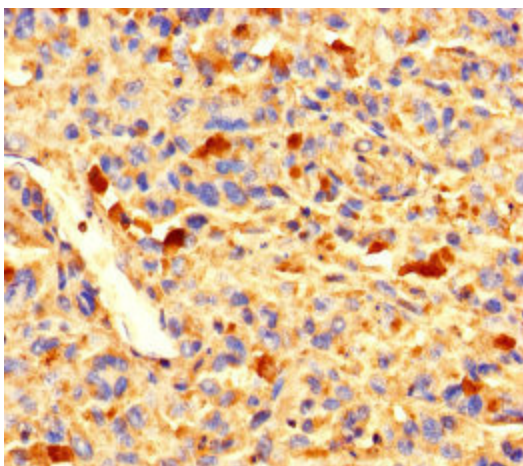
Product Type:	Primary Antibodies
Applications:	IHC, WB
Recommended Dilution:	Recommended dilution: WB:1:1000-1:5000, IHC:1:20-1:200
Reactivity:	Human
Host:	Rabbit
Isotype:	IgG
Clonality:	Polyclonal
Immunogen:	Recombinant Human Zinc finger protein 384 protein (1-245AA)
Formulation:	Preservative: 0.03% Proclin 300 Constituents: 50% Glycerol, 0.01M PBS, PH 7.4
Concentration:	lot specific
Purification:	>95%, Protein G purified
Conjugation:	Unconjugated
Storage:	Upon receipt, store at -20°C or -80°C. Avoid repeated freeze.
Stability:	1 year from dispatch.
Database Link:	<a href="#">Q8TF68</a>
Background:	Transcription factor that binds the consensus DNA sequence [GC]AAAAA. Seems to bind and regulate the promoters of MMP1, MMP3, MMP7 and COL1A1 (By similarity).



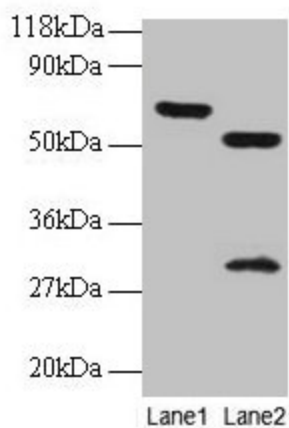
[View online »](#)

**Product images:**

Immunohistochemistry of paraffin-embedded human glioma using TA387325 at dilution of 1:100



Immunohistochemistry of paraffin-embedded human melanoma using TA387325 at dilution of 1:100



## Western blot

All lanes: ZNF384 antibody at 2 $\mu$ g/ml

Lane 1: EC109 whole cell lysate

Lane 2: 293T whole cell lysate

Secondary

Goat polyclonal to rabbit IgG at 1/15000 dilution

Predicted band size: 64, 57, 51 kDa

Observed band size: 64, 51, 30 kDa