

## Product datasheet for **TA387247M**

### **RARS1 Rabbit Polyclonal Antibody**

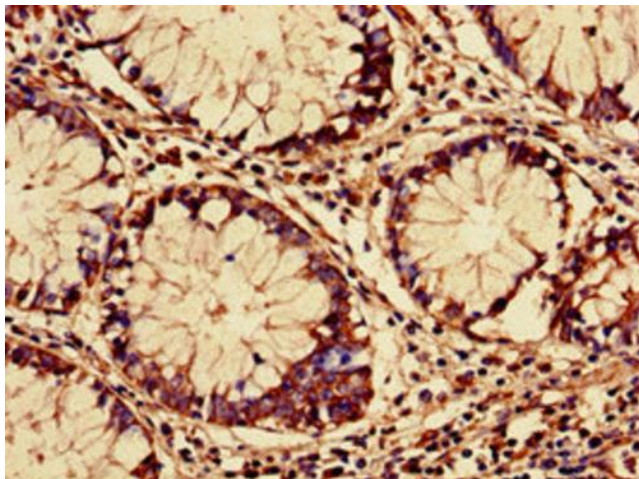
#### **Product data:**

Product Type:	Primary Antibodies
Applications:	IF, IHC, WB
Recommended Dilution:	Recommended dilution: WB:1:500-1:5000, IHC:1:20-1:200, IF:1:50-1:200
Reactivity:	Human
Host:	Rabbit
Isotype:	IgG
Clonality:	Polyclonal
Immunogen:	Recombinant Human Arginine--tRNA ligase, cytoplasmic protein (201-500AA)
Formulation:	Preservative: 0.03% Proclin 300 Constituents: 50% Glycerol, 0.01M PBS, PH 7.4
Concentration:	lot specific
Purification:	>95%, Protein G purified
Conjugation:	Unconjugated
Storage:	Upon receipt, store at -20°C or -80°C. Avoid repeated freeze.
Stability:	1 year from dispatch.
Database Link:	<a href="#">P54136</a>
Background:	Forms part of a macromolecular complex that catalyzes the attachment of specific amino acids to cognate tRNAs during protein synthesis. Modulates the secretion of AIMP1 and may be involved in generation of the inflammatory cytokine EMAP2 from AIMP1.

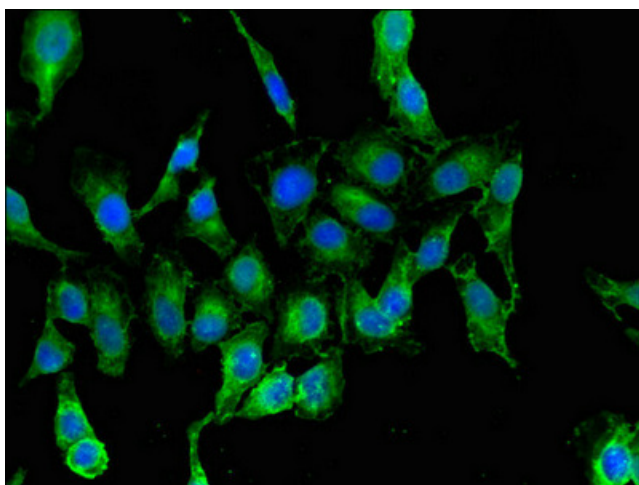


[View online »](#)

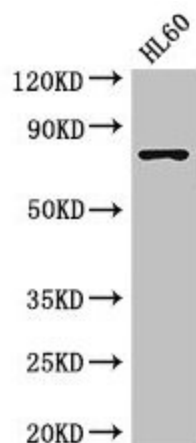
## Product images:



Immunohistochemistry of paraffin-embedded human colon cancer using [TA387247] at dilution of 1:100



Immunofluorescent analysis of Hela cells using [TA387247] at dilution of 1:100 and Alexa Fluor 488-conjugated AffiniPure Goat Anti-Rabbit IgG(H+L)



#### Western Blot

Positive WB detected in: HL60 whole cell lysate

All lanes: RARS antibody at 3.5µg/ml

Secondary

Goat polyclonal to rabbit IgG at 1/50000 dilution

Predicted band size: 76, 68 kDa

Observed band size: 76 kDa