

Product datasheet for **TA387198M**

SOX14 Rabbit Polyclonal Antibody

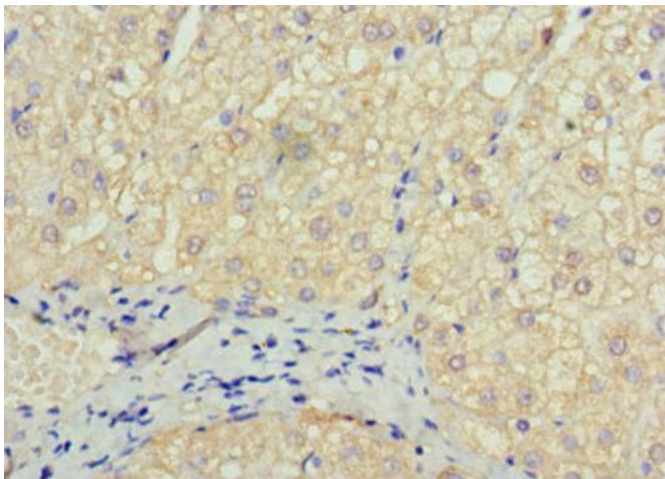
Product data:

Product Type:	Primary Antibodies
Applications:	IF, IHC, WB
Recommended Dilution:	Recommended dilution: WB:1:1000-1:5000, IHC:1:20-1:200, IF:1:50-1:200
Reactivity:	Human
Host:	Rabbit
Isotype:	IgG
Clonality:	Polyclonal
Immunogen:	Recombinant Human Transcription factor SOX-14 protein (1-137AA)
Formulation:	Preservative: 0.03% Proclin 300 Constituents: 50% Glycerol, 0.01M PBS, PH 7.4
Concentration:	lot specific
Purification:	>95%, Protein G purified
Conjugation:	Unconjugated
Storage:	Upon receipt, store at -20°C or -80°C. Avoid repeated freeze.
Stability:	1 year from dispatch.
Database Link:	Q95416
Background:	Acts as a negative regulator of transcription.

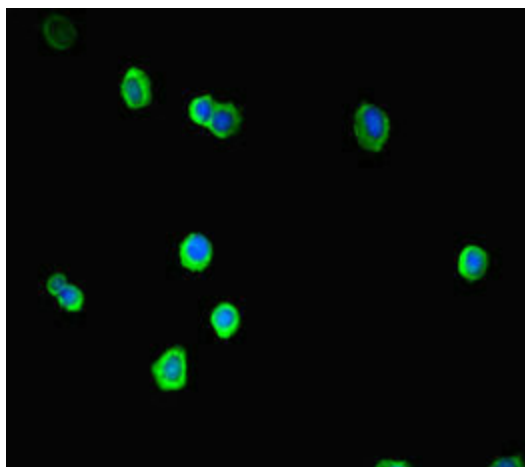


[View online »](#)


Product images:



Immunohistochemistry of paraffin-embedded human liver cancer using [TA387198] at dilution of 1:100



Immunofluorescent analysis of HepG2 cells using [TA387198] at dilution of 1:100 and Alexa Fluor 488-conjugated AffiniPure Goat Anti-Rabbit IgG(H+L)



Western blot

All lanes: SOX14 antibody at 14µg/ml

Lane 1: Human placenta tissue

Lane 2: HepG2 whole cell lysate

Secondary

Goat polyclonal to rabbit IgG at 1/10000 dilution

Predicted band size: 27 kDa

Observed band size: 27 kDa