

Product datasheet for **TA387195M**

CRTAP Rabbit Polyclonal Antibody

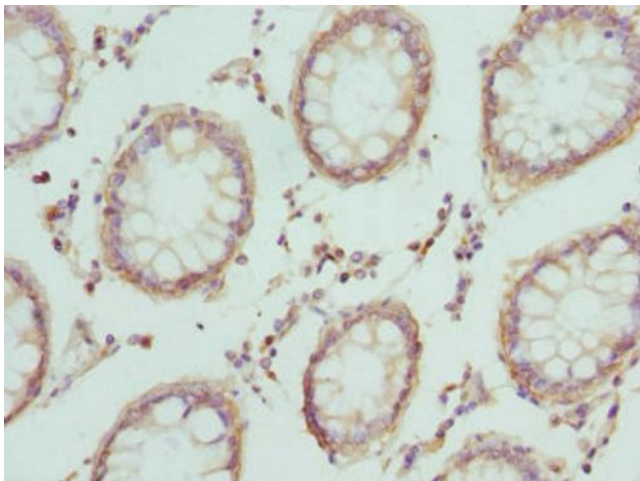
Product data:

Product Type:	Primary Antibodies
Applications:	IHC, WB
Recommended Dilution:	Recommended dilution: WB:1:1000-1:5000, IHC:1:20-1:200
Reactivity:	Human
Host:	Rabbit
Isotype:	IgG
Clonality:	Polyclonal
Immunogen:	Recombinant Human Cartilage-associated protein (20-240AA)
Formulation:	PBS with 0.02% sodium azide, 50% glycerol, pH7.3.
Concentration:	lot specific
Purification:	Antigen Affinity Purified
Conjugation:	Unconjugated
Storage:	Upon receipt, store at -20°C or -80°C. Avoid repeated freeze.
Stability:	1 year from dispatch.
Database Link:	O75718
Background:	Necessary for efficient 3-hydroxylation of fibrillar collagen prolyl residues.

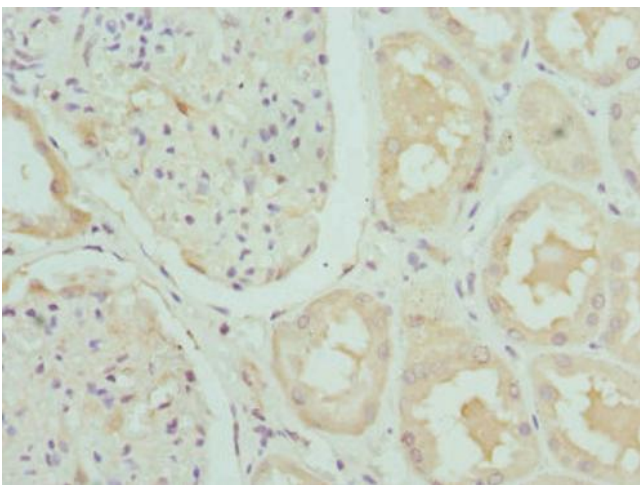


[View online »](#)


Product images:



Immunohistochemistry of paraffin-embedded human colon cancer using [TA387195] at dilution of 1:100



Immunohistochemistry of paraffin-embedded human kidney tissue using [TA387195] at dilution of 1:100



Western blot

All lanes: CRTAP antibody at 0.96µg/ml

Lane 1: 293T whole cell lysate

Lane 2: Hela whole cell lysate

Secondary

Goat polyclonal to rabbit IgG at 1/10000 dilution

Predicted band size: 47 kDa

Observed band size: 47 kDa