

Product datasheet for **TA387111**

HOOK1 Rabbit Polyclonal Antibody

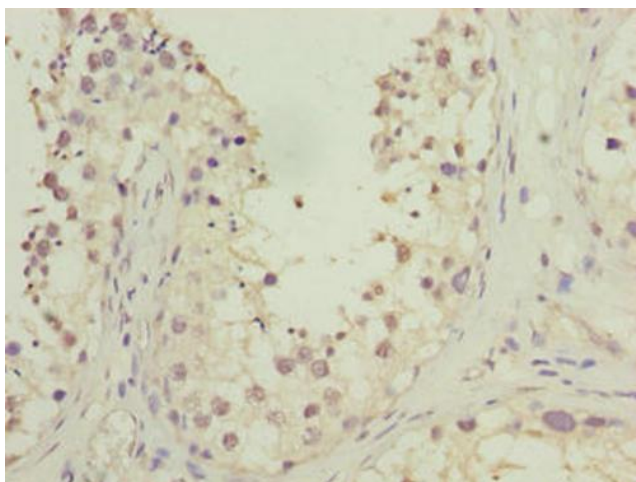
Product data:

Product Type:	Primary Antibodies
Applications:	IHC, WB
Recommended Dilution:	Recommended dilution: WB:1:1000-1:5000, IHC:1:20-1:200
Reactivity:	Human
Host:	Rabbit
Isotype:	IgG
Clonality:	Polyclonal
Immunogen:	Recombinant Human Protein Hook homolog 1 protein (301-600AA)
Formulation:	Preservative: 0.03% Proclin 300 Constituents: 50% Glycerol, 0.01M PBS, PH 7.4
Concentration:	lot specific
Purification:	>95%, Protein G purified
Conjugation:	Unconjugated
Storage:	Upon receipt, store at -20°C or -80°C. Avoid repeated freeze.
Stability:	1 year from dispatch.
Database Link:	Q9UJC3
Background:	Required for spermatid differentiation. Probably involved in the positioning of the microtubules of the manchette and the flagellum in relation to the membrane skeleton. Component of the FTS/Hook/FHIP complex (FHF complex). The FHF complex may function to promote vesicle trafficking and/or fusion via the homotypic vesicular protein sorting complex (the HOPS complex).

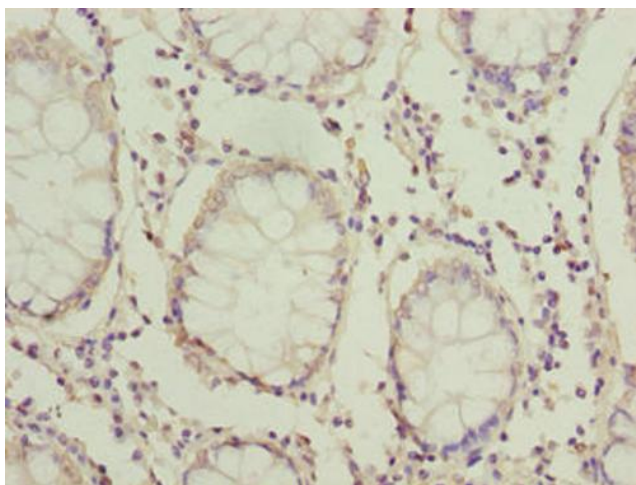


[View online »](#)

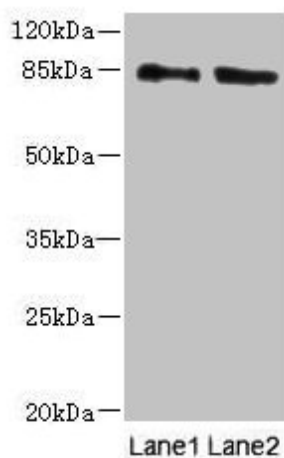
Product images:



Immunohistochemistry of paraffin-embedded human testis tissue using TA387111 at dilution of 1:100



Immunohistochemistry of paraffin-embedded human colon cancer using TA387111 at dilution of 1:100



Western blot

All lanes: HOOK1 antibody at 4 μ g/ml

Lane 1: 293T whole cell lysate

Lane 2: MCF-7 whole cell lysate

Secondary

Goat polyclonal to rabbit IgG at 1/10000 dilution

Predicted band size: 85, 81 kDa

Observed band size: 85 kDa