

Product datasheet for **TA387092**

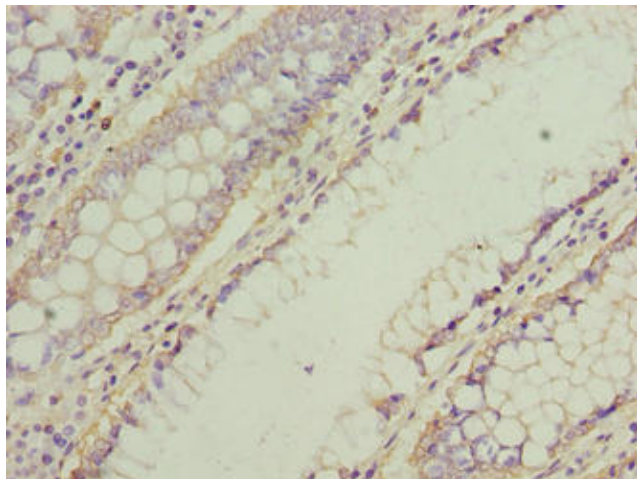
NMUR1 Rabbit Polyclonal Antibody

Product data:

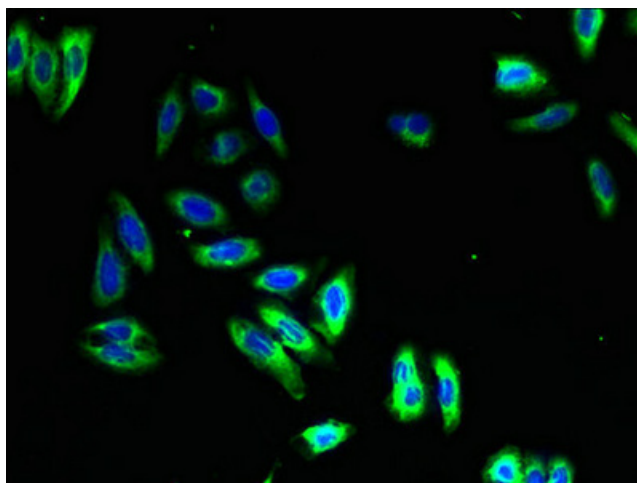
Product Type:	Primary Antibodies
Applications:	IF, IHC, WB
Recommended Dilution:	Recommended dilution: WB:1:500-1:2000, IHC:1:20-1:200, IF:1:50-1:200
Reactivity:	Mouse, Human
Host:	Rabbit
Isotype:	IgG
Clonality:	Polyclonal
Immunogen:	Recombinant Human Neuromedin-U receptor 1 protein (360-426AA)
Formulation:	Preservative: 0.03% Proclin 300 Constituents: 50% Glycerol, 0.01M PBS, PH 7.4
Concentration:	lot specific
Purification:	>95%, Protein G purified
Conjugation:	Unconjugated
Storage:	Upon receipt, store at -20°C or -80°C. Avoid repeated freeze.
Stability:	1 year from dispatch.
Database Link:	Q9HB89
Background:	Receptor for the neuromedin-U and neuromedin-S neuropeptides.



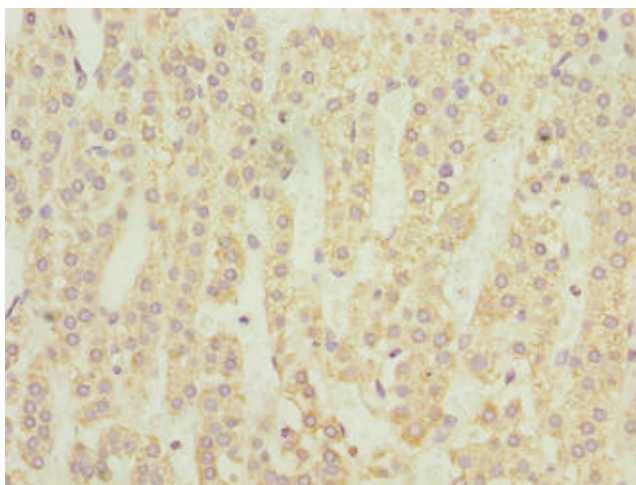
[View online »](#)

Product images:

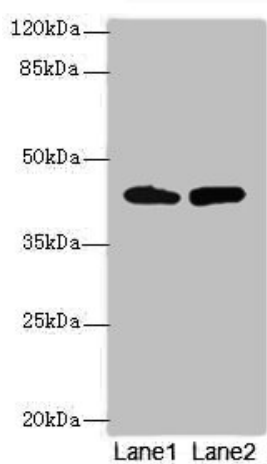
Immunohistochemistry of paraffin-embedded human colon cancer using TA387092 at dilution of 1:100



Immunofluorescent analysis of HepG2 cells using TA387092 at dilution of 1:100 and Alexa Fluor 488-conjugated AffiniPure Goat Anti-Rabbit IgG(H+L)



Immunohistochemistry of paraffin-embedded human adrenal gland tissue using TA387092 at dilution of 1:100



Western blot
All lanes: NMUR1 antibody at 2 μ g/ml
Lane 1: Mouse liver tissue
Lane 2: Mouse kidney tissue
Secondary
Goat polyclonal to rabbit IgG at 1/10000 dilution
Predicted band size: 47 kDa
Observed band size: 47 kDa