

## Product datasheet for **TA387085M**

### **TTC12 Rabbit Polyclonal Antibody**

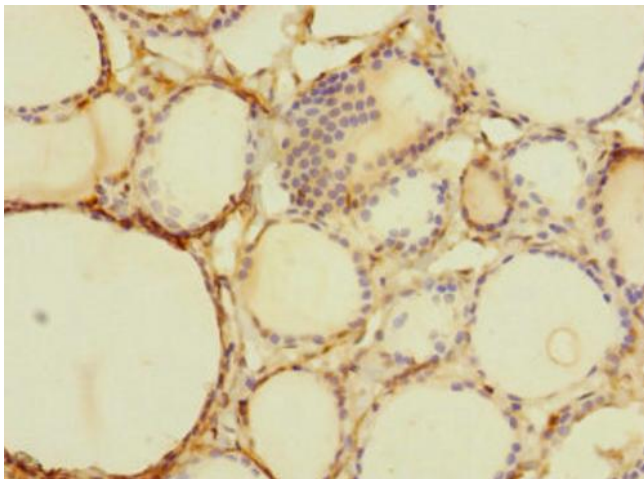
#### **Product data:**

Product Type:	Primary Antibodies
Applications:	IHC, WB
Recommended Dilution:	Recommended dilution: WB:1:500-1:5000, IHC:1:20-1:200
Reactivity:	Mouse, Human
Host:	Rabbit
Isotype:	IgG
Clonality:	Polyclonal
Immunogen:	Recombinant Human Tetratricopeptide repeat protein 12 protein (1-260AA)
Formulation:	Preservative: 0.03% Proclin 300 Constituents: 50% Glycerol, 0.01M PBS, PH 7.4
Concentration:	lot specific
Purification:	>95%, Protein G purified
Conjugation:	Unconjugated
Storage:	Upon receipt, store at -20°C or -80°C. Avoid repeated freeze.
Stability:	1 year from dispatch.
Database Link:	<a href="#">Q9H892</a>

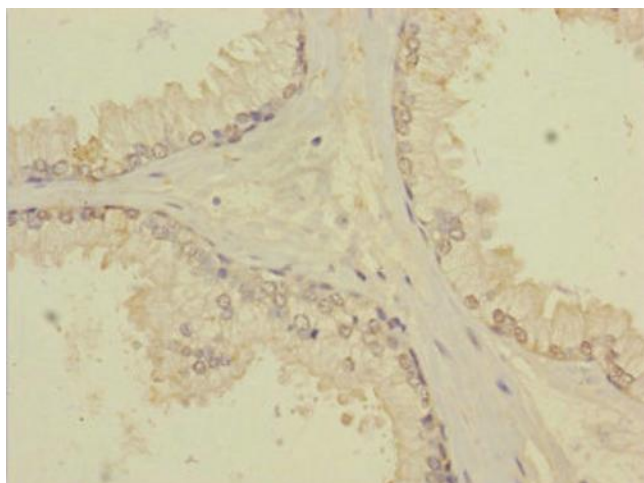


[View online »](#)


**Product images:**



Immunohistochemistry of paraffin-embedded human thyroid tissue using [TA387085] at dilution of 1:100



Immunohistochemistry of paraffin-embedded human prostate cancer using [TA387085] at dilution of 1:100



#### Western Blot

All lanes: TTC12 antibody at 8 $\mu$ g/ml

Lane 1: Mouse large intestine tissue

Lane 2: Mouse small intestine tissue

Lane 3: HepG2 whole cell lysate

#### Secondary

Goat polyclonal to rabbit IgG at 1/10000 dilution

Predicted band size: 79, 82 kDa

Observed band size: 79, 170 kDa