

Product datasheet for **TA387055**

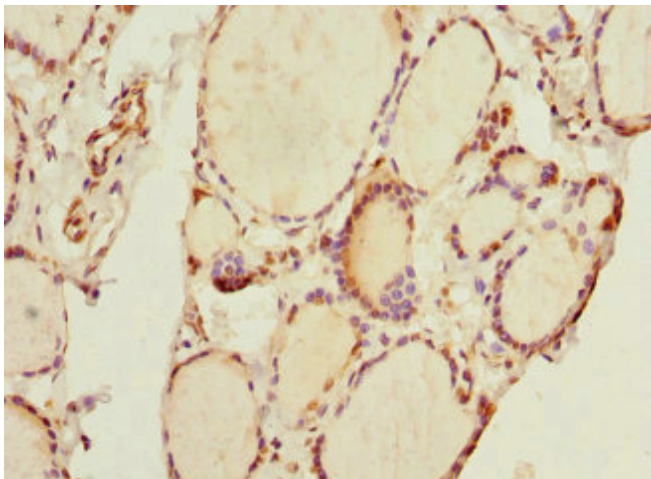
THRSP Rabbit Polyclonal Antibody

Product data:

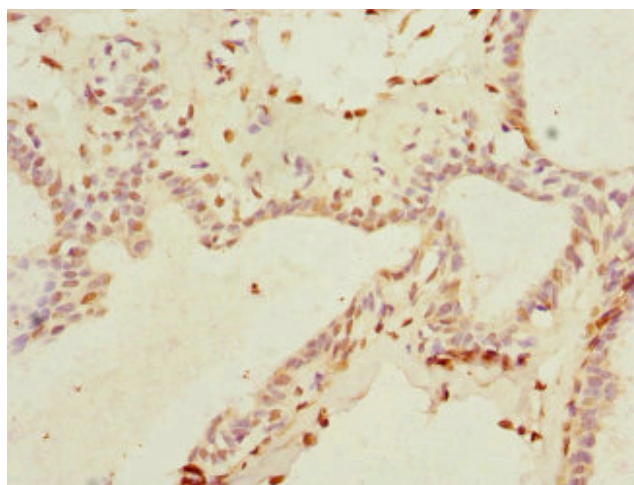
Product Type:	Primary Antibodies
Applications:	IHC, WB
Recommended Dilution:	Recommended dilution: WB:1:1000-1:5000, IHC:1:20-1:200
Reactivity:	Human
Host:	Rabbit
Isotype:	IgG
Clonality:	Polyclonal
Immunogen:	Recombinant Human Thyroid hormone-inducible hepatic protein (1-146AA)
Formulation:	PBS with 0.02% sodium azide, 50% glycerol, pH7.3.
Concentration:	lot specific
Purification:	Antigen Affinity Purified
Conjugation:	Unconjugated
Storage:	Upon receipt, store at -20°C or -80°C. Avoid repeated freeze.
Stability:	1 year from dispatch.
Database Link:	Q92748
Background:	Plays a role in the regulation of lipogenesis, especially in lactating mammary gland. Important for the biosynthesis of triglycerides with medium-length fatty acid chains. May modulate lipogenesis by interacting with MID1IP1 and preventing its interaction with ACACA (By similarity). May function as transcriptional coactivator. May modulate the transcription factor activity of THRβ.



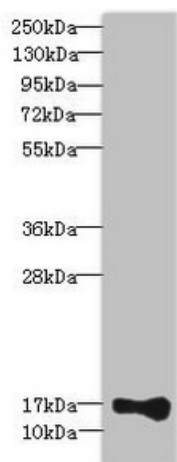
[View online »](#)

Product images:

Immunohistochemistry of paraffin-embedded human thyroid tissue using TA387055 at dilution of 1:100



Immunohistochemistry of paraffin-embedded human breast cancer using TA387055 at dilution of 1:100



Western blot

All lanes: THRSP antibody at 2.13 μ g/ml + K562 whole cell lysate

Secondary

Goat polyclonal to rabbit IgG at 1/10000 dilution

Predicted band size: 17 kDa

Observed band size: 17 kDa