

Product datasheet for **TA387036**

COLGALT2 Rabbit Polyclonal Antibody

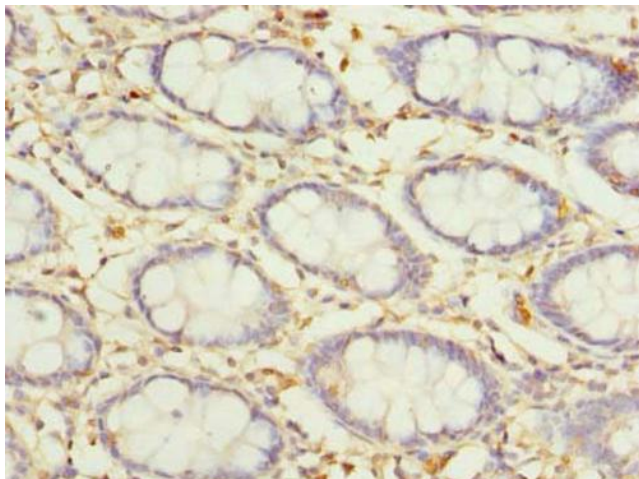
Product data:

Product Type:	Primary Antibodies
Applications:	IHC, WB
Recommended Dilution:	Recommended dilution: WB:1:500-1:2000, IHC:1:20-1:200
Reactivity:	Mouse, Human
Host:	Rabbit
Isotype:	IgG
Clonality:	Polyclonal
Immunogen:	Recombinant Human Procollagen galactosyltransferase 2 protein (351-626AA)
Formulation:	Preservative: 0.03% Proclin 300 Constituents: 50% Glycerol, 0.01M PBS, PH 7.4
Concentration:	lot specific
Purification:	Antigen Affinity Purified
Conjugation:	Unconjugated
Storage:	Upon receipt, store at -20°C or -80°C. Avoid repeated freeze.
Stability:	1 year from dispatch.
Database Link:	Q8IYK4
Background:	Has a beta-galactosyltransferase activity; transfers beta-galactose to hydroxylysine residues on collagen.

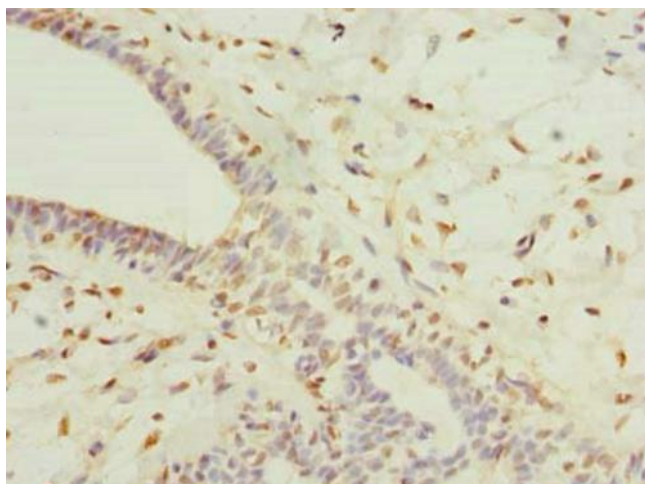


[View online »](#)

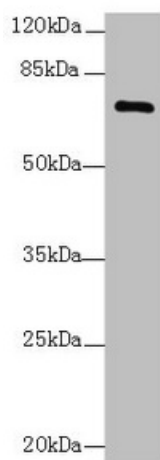
Product images:



Immunohistochemistry of paraffin-embedded human colon tissue using TA387036 at dilution of 1:100



Immunohistochemistry of paraffin-embedded human breast cancer using TA387036 at dilution of 1:100



Western blot

All lanes: COLGALT2 antibody at 0.5 μ g/ml +
NIH/3T3 whole cell lysate

Secondary

Goat polyclonal to rabbit IgG at 1/10000 dilution

Predicted band size: 73 kDa

Observed band size: 73 kDa