

Product datasheet for **TA386991**

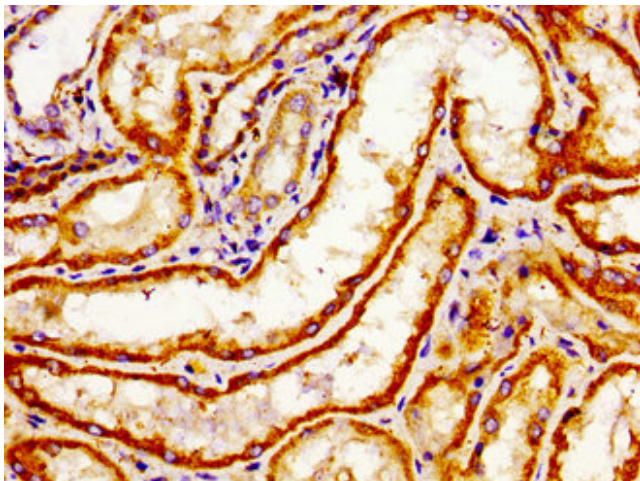
ARHGAP1 Rabbit Polyclonal Antibody

Product data:

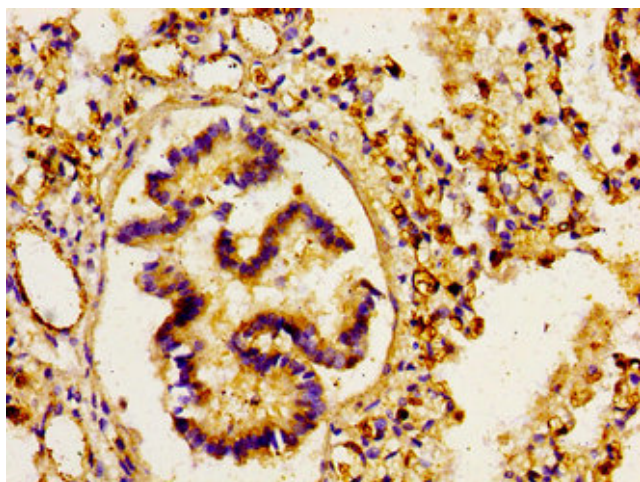
Product Type:	Primary Antibodies
Applications:	IHC, WB
Recommended Dilution:	Recommended dilution: WB:1:500-1:5000, IHC:1:20-1:200
Reactivity:	Rat, Human
Host:	Rabbit
Isotype:	IgG
Clonality:	Polyclonal
Immunogen:	Recombinant Human Rho GTPase-activating protein 1 protein (216-308AA)
Formulation:	Preservative: 0.03% Proclin 300 Constituents: 50% Glycerol, 0.01M PBS, pH 7.4
Concentration:	lot specific
Purification:	>95%, Protein G purified
Conjugation:	Unconjugated
Storage:	Upon receipt, store at -20°C or -80°C. Avoid repeated freeze.
Stability:	1 year from dispatch.
Database Link:	Q07960
Background:	GTPase activator for the Rho, Rac and Cdc42 proteins, converting them to the putatively inactive GDP-bound state. Cdc42 seems to be the preferred substrate.



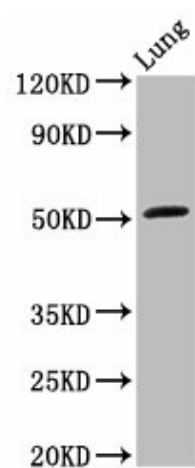
[View online »](#)

Product images:

Immunohistochemistry of paraffin-embedded human kidney tissue using TA386991 at dilution of 1:100



Immunohistochemistry of paraffin-embedded human lung tissue using TA386991 at dilution of 1:100



Western Blot

Positive WB detected in: Rat lung tissue

All lanes: ARHGAP1 antibody at 3.2 μ g/ml

Secondary

Goat polyclonal to rabbit IgG at 1/50000 dilution

Predicted band size: 51 kDa

Observed band size: 51 kDa