

## Product datasheet for **TA386975M**

### MAZ Rabbit Polyclonal Antibody

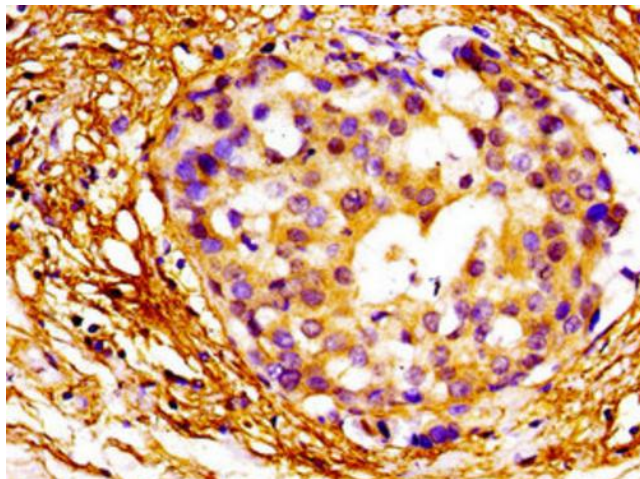
#### Product data:

Product Type:	Primary Antibodies
Applications:	IHC, WB
Recommended Dilution:	Recommended dilution: WB:1:500-1:5000, IHC:1:20-1:200
Reactivity:	Human
Host:	Rabbit
Isotype:	IgG
Clonality:	Polyclonal
Immunogen:	Recombinant Human Myc-associated zinc finger protein (30-80AA)
Formulation:	Preservative: 0.03% Proclin 300 Constituents: 50% Glycerol, 0.01M PBS, pH 7.4
Concentration:	lot specific
Purification:	>95%, Protein G purified
Conjugation:	Unconjugated
Storage:	Upon receipt, store at -20°C or -80°C. Avoid repeated freeze.
Stability:	1 year from dispatch.
Database Link:	<a href="#">P56270</a>
Background:	May function as a transcription factor with dual roles in transcription initiation and termination. Binds to two sites, ME1a1 and ME1a2, within the MYC promoter having greater affinity for the former. Also binds to multiple G/C-rich sites within the promoter of the Sp1 family of transcription factors. Regulates inflammation-induced expression of serum amyloid A proteins.

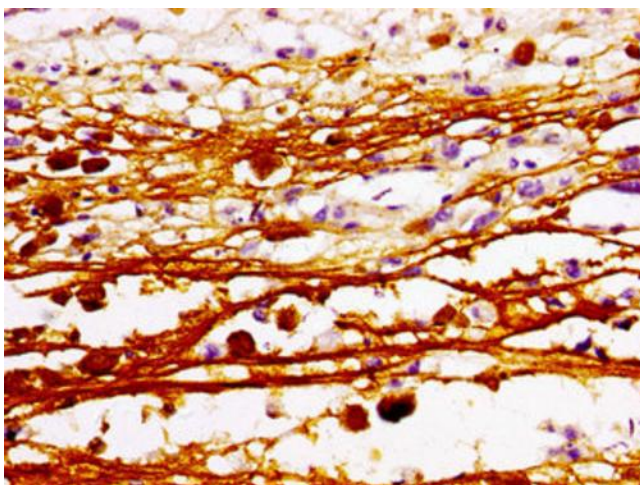


[View online »](#)

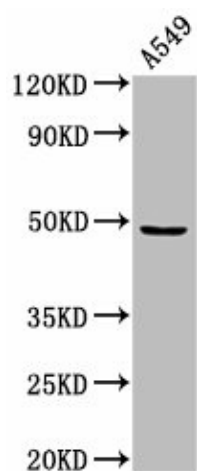
## Product images:



Immunohistochemistry of paraffin-embedded human breast cancer using [TA386975] at dilution of 1:100



Immunohistochemistry of paraffin-embedded human melanoma using [TA386975] at dilution of 1:100



Western Blot

Positive WB detected in: A549 whole cell lysate

All lanes: MAZ antibody at 3µg/ml

Secondary

Goat polyclonal to rabbit IgG at 1/50000 dilution

Predicted band size: 49, 52, 47, 18 kDa

Observed band size: 49 kDa