

## Product datasheet for **TA386906**

### SLC33A1 Rabbit Polyclonal Antibody


#### Product data:

Product Type:	Primary Antibodies
Applications:	IHC, WB
Recommended Dilution:	Recommended dilution: WB:1:1000-1:5000, IHC:1:20-1:200
Reactivity:	Mouse, Human
Host:	Rabbit
Isotype:	IgG
Clonality:	Polyclonal
Immunogen:	Recombinant Human Acetyl-coenzyme A transporter 1 protein (1-74AA)
Formulation:	Preservative: 0.03% Proclin 300 Constituents: 50% Glycerol, 0.01M PBS, PH 7.4
Concentration:	lot specific
Purification:	>95%, Protein G purified
Conjugation:	Unconjugated
Storage:	Upon receipt, store at -20°C or -80°C. Avoid repeated freeze.
Stability:	1 year from dispatch.
Database Link:	<a href="#">O00400</a>
Background:	Probable acetyl-CoA transporter necessary for O-acetylation of gangliosides (PubMed:9096318). Negatively regulates BMP signaling (PubMed:25402622).



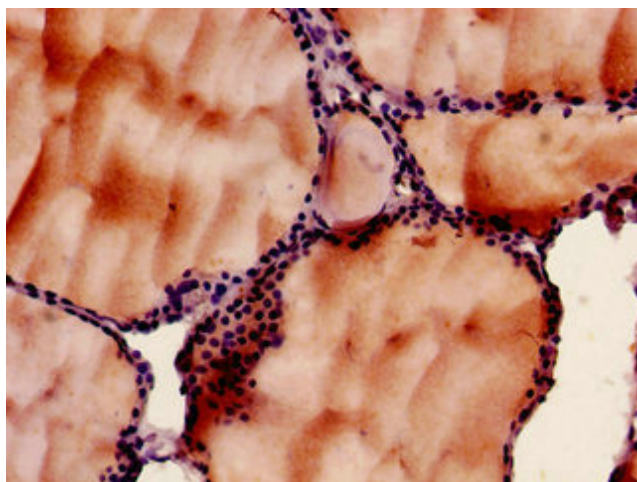
[View online »](#)

## Product images:

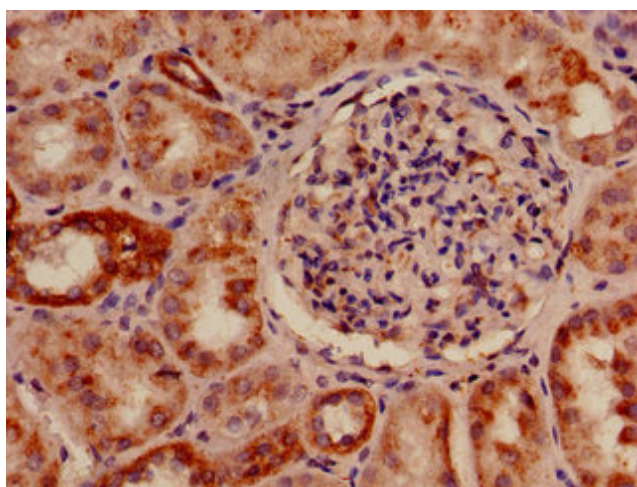


## Western Blot

Positive WB detected in: A549 whole cell lysate, HepG2 whole cell lysate, Mouse liver tissue, Mouse kidney tissue, Mouse brain tissue  
All lanes: SLC33A1 antibody at 2.5 $\mu$ g/ml  
Secondary  
Goat polyclonal to rabbit IgG at 1/50000 dilution  
Predicted band size: 61 kDa  
Observed band size: 50 kDa



Immunohistochemistry of paraffin-embedded human thyroid tissue using TA386906 at dilution of 1:100



Immunohistochemistry of paraffin-embedded human kidney tissue using TA386906 at dilution of 1:100