

## Product datasheet for **TA386863M**

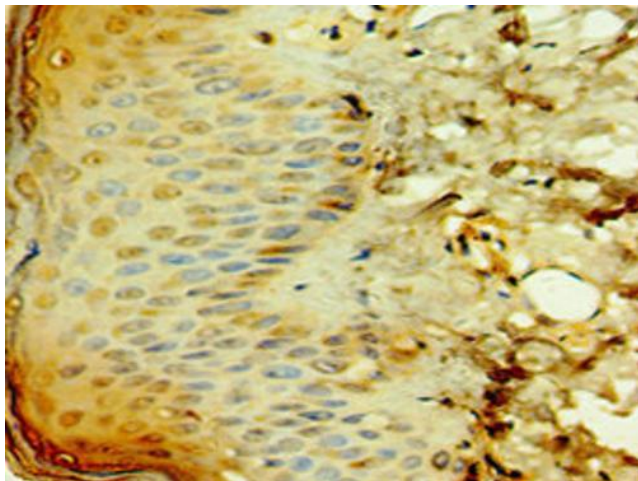
### **TCTN2 Rabbit Polyclonal Antibody**

#### **Product data:**

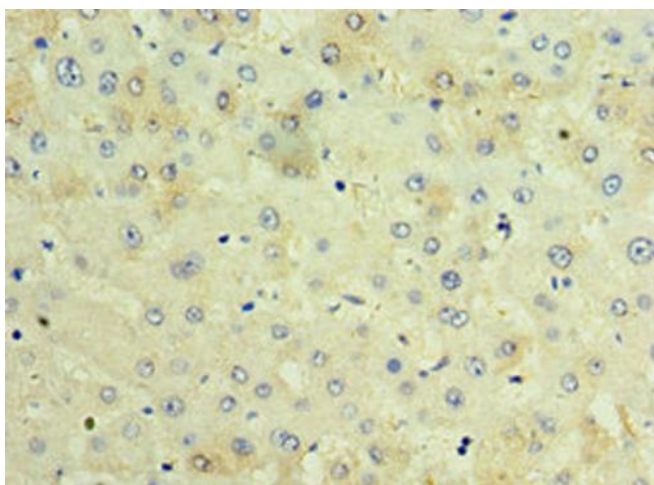
Product Type:	Primary Antibodies
Applications:	IHC, WB
Recommended Dilution:	Recommended dilution: WB:1:500-1:2000, IHC:1:20-1:200
Reactivity:	Human
Host:	Rabbit
Isotype:	IgG
Clonality:	Polyclonal
Immunogen:	Recombinant Human Tectonic-2 protein (420-670AA)
Formulation:	PBS with 0.02% sodium azide, 50% glycerol, pH7.3.
Concentration:	lot specific
Purification:	Antigen Affinity Purified
Conjugation:	Unconjugated
Storage:	Upon receipt, store at -20°C or -80°C. Avoid repeated freeze.
Stability:	1 year from dispatch.
Database Link:	<a href="#"><u>Q96GX1</u></a>
Background:	Component of the tectonic-like complex, a complex localized at the transition zone of primary cilia and acting as a barrier that prevents diffusion of transmembrane proteins between the cilia and plasma membranes. Required for hedgehog signaling transduction (By similarity).



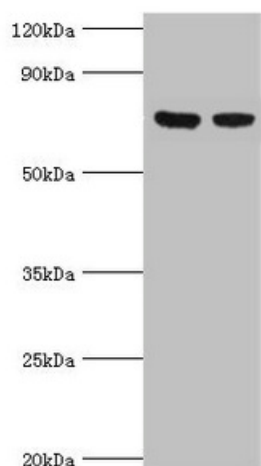
[View online »](#)

**Product images:**

Immunohistochemistry of paraffin-embedded human skin tissue using [TA386863] at dilution of 1:100



Immunohistochemistry of paraffin-embedded human liver tissue using [TA386863] at dilution of 1:100



Western blot

All lanes: TCTN2 antibody at 10 $\mu$ g/ml

Lane 1: Jurkat whole cell lysate

Lane 2: A549 whole cell lysate

Secondary

Goat polyclonal to rabbit IgG at 1/10000 dilution

Predicted band size: 77 kDa

Observed band size: 77 kDa