

Product datasheet for **TA386845**

DHRS7 Rabbit Polyclonal Antibody

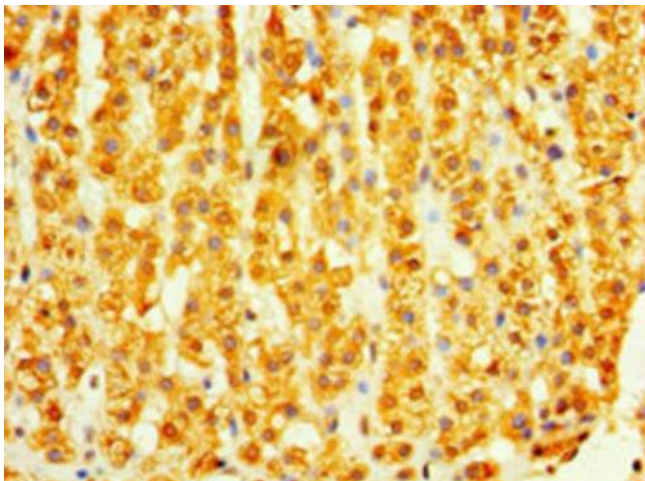
Product data:

Product Type:	Primary Antibodies
Applications:	IHC, WB
Recommended Dilution:	Recommended dilution: WB:1:1000-1:5000, IHC:1:20-1:200
Reactivity:	Human
Host:	Rabbit
Isotype:	IgG
Clonality:	Polyclonal
Immunogen:	Recombinant Human Dehydrogenase/reductase SDR family member 7 protein (29-339AA)
Formulation:	Preservative: 0.03% Proclin 300 Constituents: 50% Glycerol, 0.01M PBS, PH 7.4
Concentration:	lot specific
Purification:	>95%, Protein G purified
Conjugation:	Unconjugated
Storage:	Upon receipt, store at -20°C or -80°C. Avoid repeated freeze.
Stability:	1 year from dispatch.
Database Link:	Q9Y394

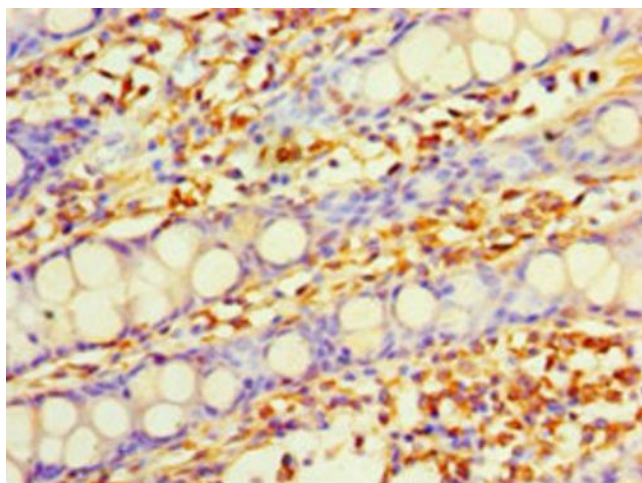


[View online »](#)


Product images:



Immunohistochemistry of paraffin-embedded human adrenal gland tissue using TA386845 at dilution of 1:100



Immunohistochemistry of paraffin-embedded human colon tissue using TA386845 at dilution of 1:100



Western blot

All lanes: DHRS7 antibody at 2 μ g/ml + MCF-7 whole cell lysate

Secondary

Goat polyclonal to rabbit IgG at 1/10000 dilution

Predicted band size: 39, 33 kDa

Observed band size: 39 kDa