

Product datasheet for **TA386844M**

YARS2 Rabbit Polyclonal Antibody

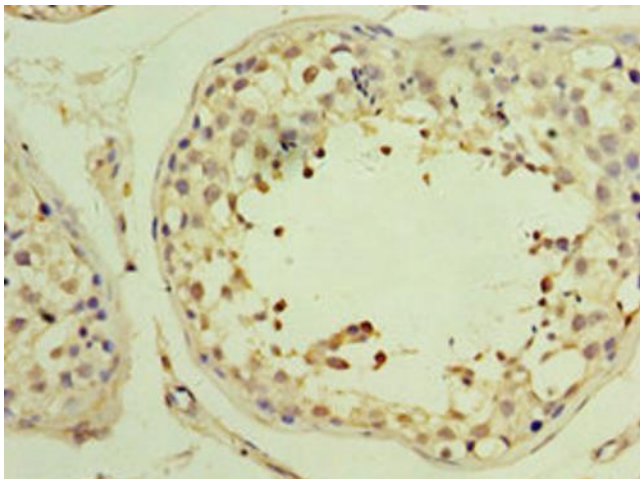
Product data:

Product Type:	Primary Antibodies
Applications:	IHC, WB
Recommended Dilution:	Recommended dilution: WB:1:500-1:2000, IHC:1:20-1:200
Reactivity:	Human
Host:	Rabbit
Isotype:	IgG
Clonality:	Polyclonal
Immunogen:	Recombinant Human Tyrosine--tRNA ligase, mitochondrial protein (228-477AA)
Formulation:	PBS with 0.02% sodium azide, 50% glycerol, pH7.3.
Concentration:	lot specific
Purification:	Antigen Affinity Purified
Conjugation:	Unconjugated
Storage:	Upon receipt, store at -20°C or -80°C. Avoid repeated freeze.
Stability:	1 year from dispatch.
Database Link:	Q9Y2Z4
Background:	Catalyzes the attachment of tyrosine to tRNA(Tyr) in a two-step reaction: tyrosine is first activated by ATP to form Tyr-AMP and then transferred to the acceptor end of tRNA(Tyr).

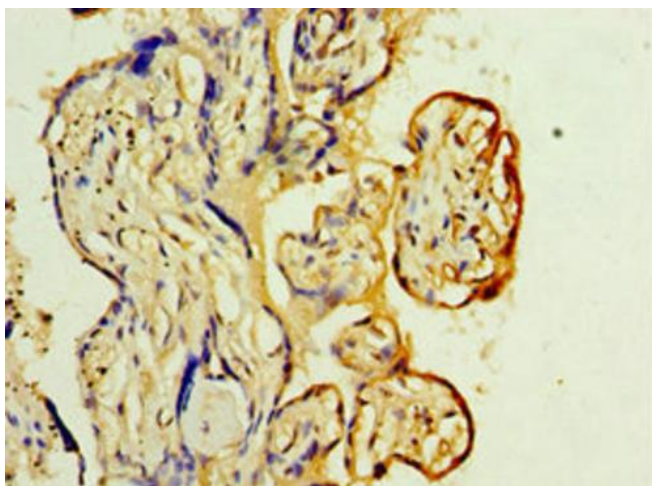


[View online »](#)

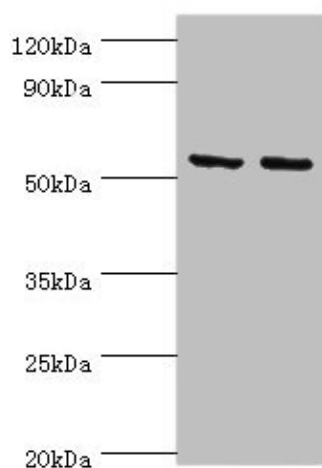
Product images:



Immunohistochemistry of paraffin-embedded human testis tissue using [TA386844] at dilution of 1:100



Immunohistochemistry of paraffin-embedded human placenta tissue using [TA386844] at dilution of 1:100



Western blot

All lanes: Tyrosine--tRNA ligase, mitochondrial antibody at 15µg/ml

Lane 1: K562 whole cell lysate

Lane 2: HepG2 whole cell lysate

Secondary

Goat polyclonal to rabbit IgG at 1/10000 dilution

Predicted band size: 53 kDa

Observed band size: 53 kDa