

Product datasheet for **TA386816M**

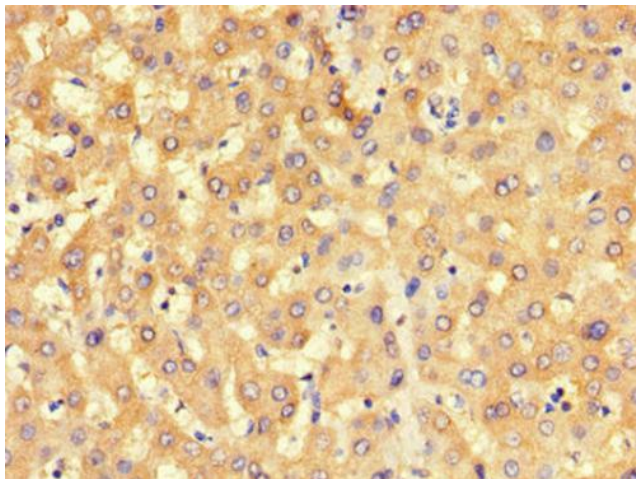
BHMT2 Rabbit Polyclonal Antibody

Product data:

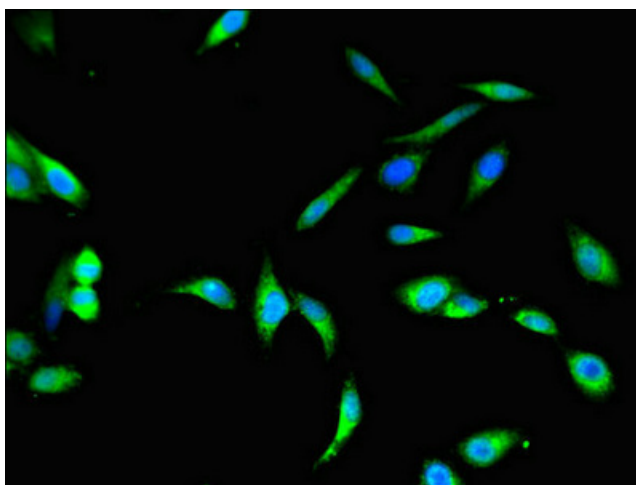
Product Type:	Primary Antibodies
Applications:	IF, IHC, WB
Recommended Dilution:	Recommended dilution: WB:1:1000-1:5000, IHC:1:20-1:200, IF:1:50-1:200
Reactivity:	Mouse, Human
Host:	Rabbit
Isotype:	IgG
Clonality:	Polyclonal
Immunogen:	Recombinant Human S-methylmethionine--homocysteine S-methyltransferase BHMT2 protein (1-200AA)
Formulation:	Preservative: 0.03% Proclin 300 Constituents: 50% Glycerol, 0.01M PBS, PH 7.4
Concentration:	lot specific
Purification:	>95%, Protein G purified
Conjugation:	Unconjugated
Storage:	Upon receipt, store at -20°C or -80°C. Avoid repeated freeze.
Stability:	1 year from dispatch.
Database Link:	Q9H2M3
Background:	Involved in the regulation of homocysteine metabolism. Converts homocysteine to methionine using S-methylmethionine (SMM) as a methyl donor.




[View online »](#)

Product images:

Immunohistochemistry of paraffin-embedded human liver tissue using [TA386816] at dilution of 1:100



Immunofluorescent analysis of HeLa cells using [TA386816] at dilution of 1:100 and Alexa Fluor 488-conjugated AffiniPure Goat Anti-Rabbit IgG(H+L)



Western Blot

Positive WB detected in: Mouse liver tissue, Raji whole cell lysate

All lanes: BHMT2 antibody at 3µg/ml

Secondary

Goat polyclonal to rabbit IgG at 1/50000 dilution

Predicted band size: 41, 34 kDa

Observed band size: 41, 34 kDa