

Product datasheet for **TA386783M**

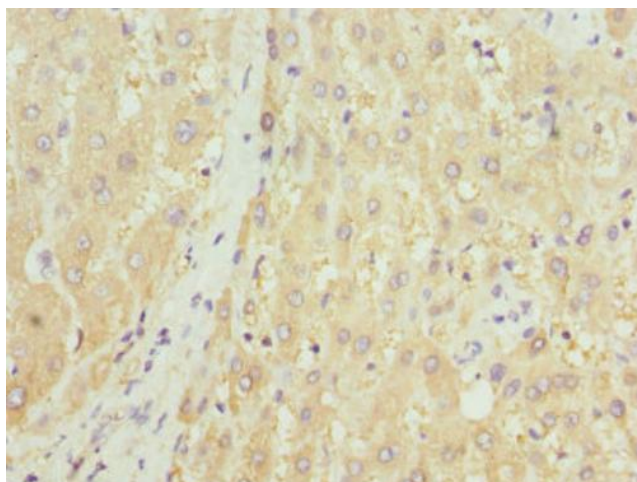
HGD Rabbit Polyclonal Antibody

Product data:

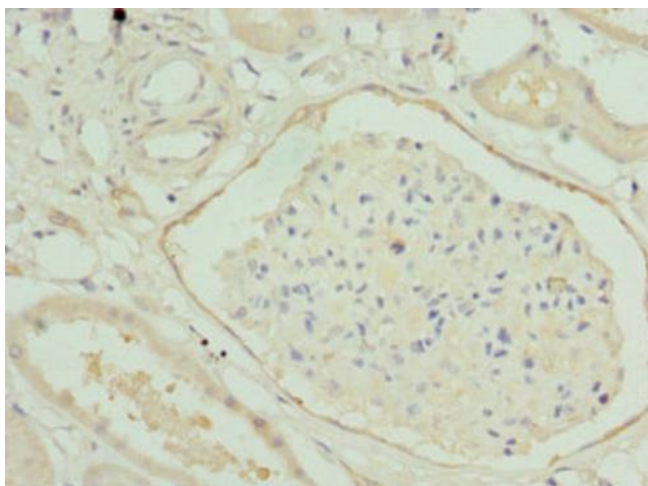
Product Type:	Primary Antibodies
Applications:	IHC, WB
Recommended Dilution:	Recommended dilution: WB:1:1000-1:5000, IHC:1:20-1:200
Reactivity:	Human
Host:	Rabbit
Isotype:	IgG
Clonality:	Polyclonal
Immunogen:	Recombinant Human Homogentisate 1,2-dioxygenase protein (226-445AA)
Formulation:	PBS with 0.02% sodium azide, 50% glycerol, pH7.3.
Concentration:	lot specific
Purification:	Antigen Affinity Purified
Conjugation:	Unconjugated
Storage:	Upon receipt, store at -20°C or -80°C. Avoid repeated freeze.
Stability:	1 year from dispatch.
Database Link:	Q93099
Background:	cytosol, extracellular exosome, homogentisate 1,2-dioxygenase activity, L-phenylalanine catabolic process, tyrosine catabolic process



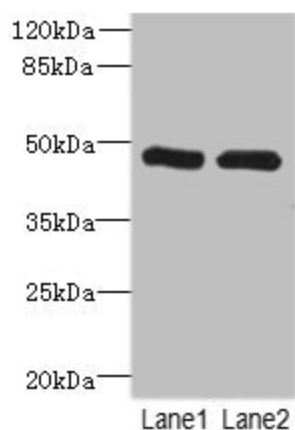
[View online »](#)

Product images:

Immunohistochemistry of paraffin-embedded human liver tissue using [TA386783] at dilution of 1:100



Immunohistochemistry of paraffin-embedded human kidney tissue using [TA386783] at dilution of 1:100



Western blot

All lanes: HGDantibody at 2.43μg/ml

Lane 1: Hela whole cell lysate

Lane 2: 293T whole cell lysate

Secondary

Goat polyclonal to rabbit IgG at 1/10000 dilution

Predicted band size: 50 kDa

Observed band size: 50 kDa