

## Product datasheet for **TA386768**

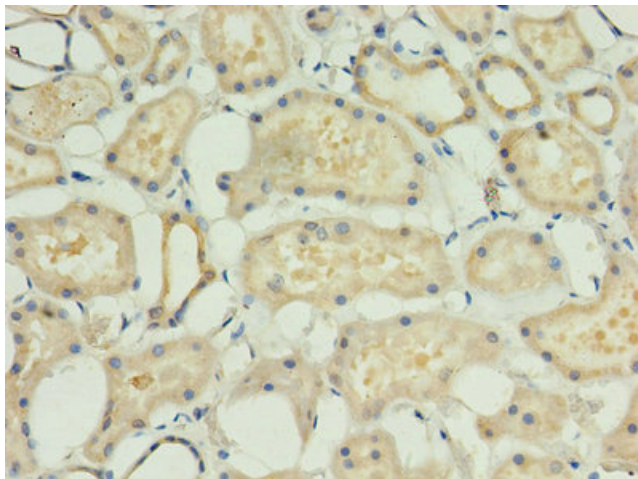
### ACBD4 Rabbit Polyclonal Antibody

#### Product data:

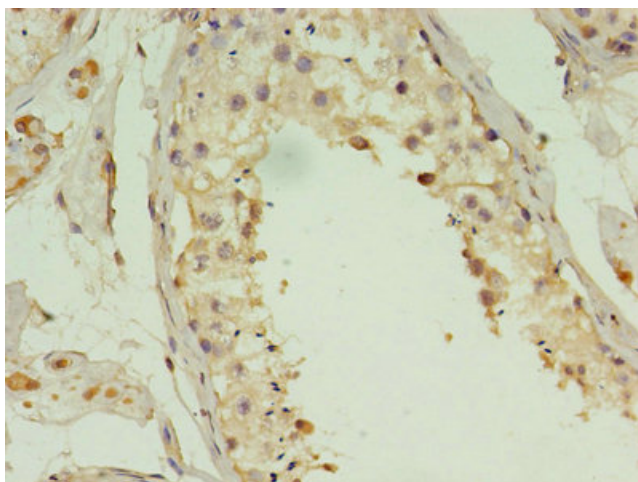
Product Type:	Primary Antibodies
Applications:	IHC, WB
Recommended Dilution:	Recommended dilution: WB:1:500-1:2000, IHC:1:20-1:200
Reactivity:	Mouse, Human
Host:	Rabbit
Isotype:	IgG
Clonality:	Polyclonal
Immunogen:	Recombinant Human Acyl-CoA-binding domain-containing protein 4 protein (1-305AA)
Formulation:	Preservative: 0.03% Proclin 300 Constituents: 50% Glycerol, 0.01M PBS, PH 7.4
Concentration:	lot specific
Purification:	>95%, Protein G purified
Conjugation:	Unconjugated
Storage:	Upon receipt, store at -20°C or -80°C. Avoid repeated freeze.
Stability:	1 year from dispatch.
Database Link:	<a href="#">Q8NC06</a>
Background:	Binds medium- and long-chain acyl-CoA esters and may function as an intracellular carrier of acyl-CoA esters.



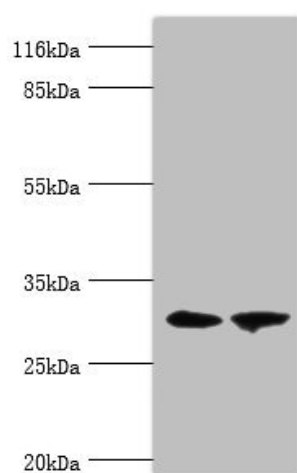
[View online »](#)

**Product images:**

Immunohistochemistry of paraffin-embedded human kidney tissue using TA386768 at dilution of 1:100



Immunohistochemistry of paraffin-embedded human testis tissue using TA386768 at dilution of 1:100



Western blot

All lanes: ACBD4 antibody at 2 $\mu$ g/ml

Lane 1: Mouse kidney tissue

Lane 2: Mouse liver tissue

Secondary

Goat polyclonal to rabbit IgG at 1/10000 dilution

Predicted band size: 31, 35, 38 kDa

Observed band size: 31 kDa