

Product datasheet for **TA386753M**

HSDL2 Rabbit Polyclonal Antibody

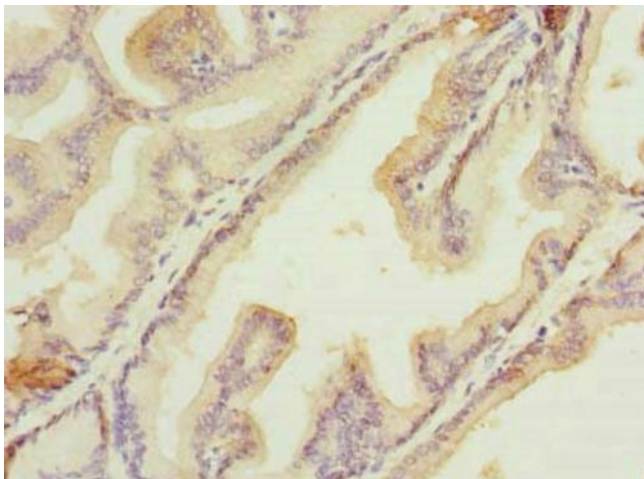
Product data:

Product Type:	Primary Antibodies
Applications:	IHC, WB
Recommended Dilution:	Recommended dilution: WB:1:500-1:2000, IHC:1:20-1:200
Reactivity:	Human
Host:	Rabbit
Isotype:	IgG
Clonality:	Polyclonal
Immunogen:	Recombinant Human Hydroxysteroid dehydrogenase-like protein 2 protein (1-345AA)
Formulation:	Preservative: 0.03% Proclin 300 Constituents: 50% Glycerol, 0.01M PBS, PH 7.4
Concentration:	lot specific
Purification:	>95%, Protein G purified
Conjugation:	Unconjugated
Storage:	Upon receipt, store at -20°C or -80°C. Avoid repeated freeze.
Stability:	1 year from dispatch.
Database Link:	Q6YN16
Background:	Has apparently no steroid dehydrogenase activity.

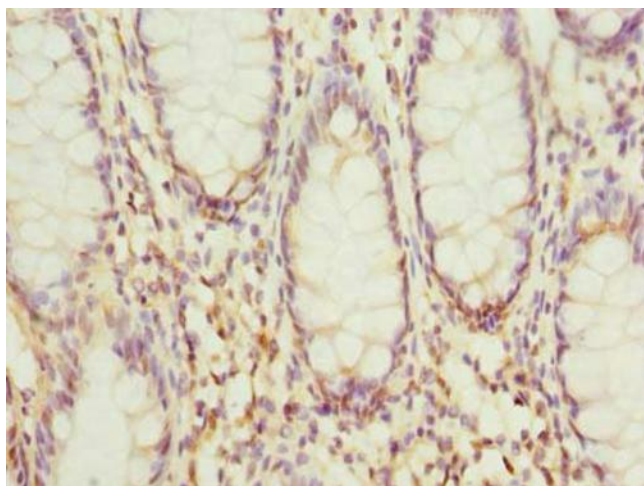


[View online »](#)

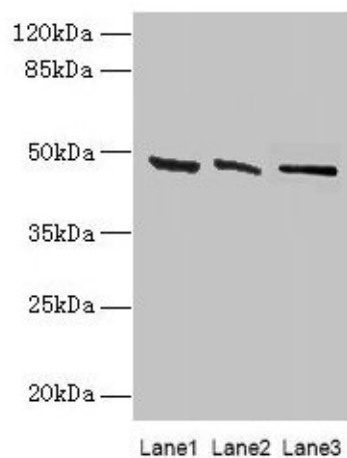
Product images:



Immunohistochemistry of paraffin-embedded human prostate cancer using [TA386753] at dilution of 1:100



Immunohistochemistry of paraffin-embedded human colon cancer using [TA386753] at dilution of 1:100



Western blot

All lanes: HSDL2 antibody at 3 μ g/ml

Lane 1: 293T whole cell lysate

Lane 2: Hela whole cell lysate

Lane 3: HepG2 whole cell lysate

Secondary

Goat polyclonal to rabbit IgG at 1/10000 dilution

Predicted band size: 46, 38 kDa

Observed band size: 46 kDa