

Product datasheet for **TA386749M**

TENT5C Rabbit Polyclonal Antibody

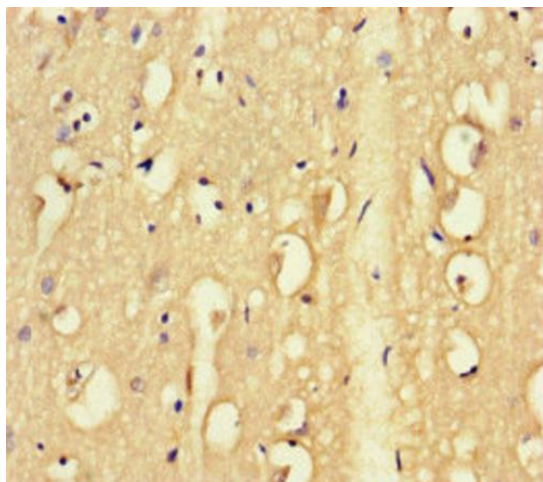
Product data:

Product Type:	Primary Antibodies
Applications:	IF, IHC, WB
Recommended Dilution:	Recommended dilution: WB:1:1000-1:5000, IHC:1:20-1:200, IF:1:50-1:200
Reactivity:	Mouse, Human
Host:	Rabbit
Isotype:	IgG
Clonality:	Polyclonal
Immunogen:	Recombinant Human Terminal nucleotidyltransferase 5C protein (1-391AA)
Formulation:	Preservative: 0.03% Proclin 300 Constituents: 50% Glycerol, 0.01M PBS, PH 7.4
Concentration:	lot specific
Purification:	>95%, Protein G purified
Conjugation:	Unconjugated
Storage:	Upon receipt, store at -20°C or -80°C. Avoid repeated freeze.
Stability:	1 year from dispatch.
Database Link:	Q5VWP2
Background:	Seems to enhance replication of some viruses, including yellow fever virus, in response to type I interferon.

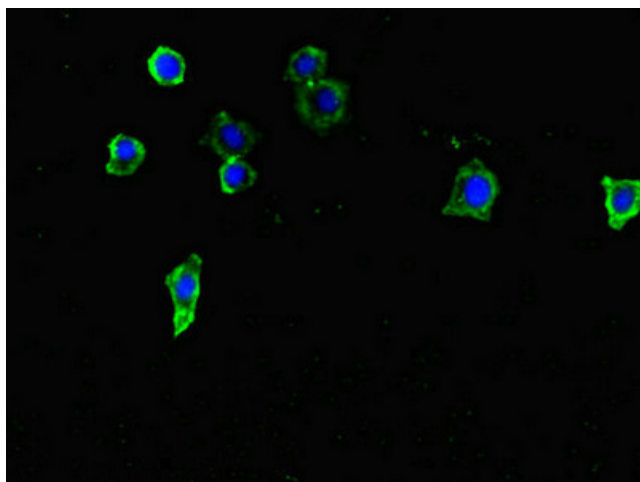


[View online »](#)

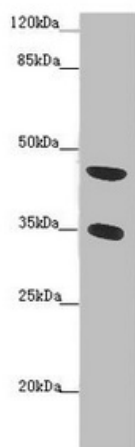
Product images:



Immunohistochemistry of paraffin-embedded human brain tissue using [TA386749] at dilution of 1:100



Immunofluorescent analysis of HepG2 cells using [TA386749] at dilution of 1:100 and Alexa Fluor 488-conjugated AffiniPure Goat Anti-Rabbit IgG(H+L)



Western blot

All lanes: FAM46C antibody at 2 µg/ml + Mouse heart tissue

Secondary

Goat polyclonal to rabbit IgG at 1/10000 dilution

Predicted band size: 45 kDa

Observed band size: 45, 35 kDa