

Product datasheet for **TA386705**

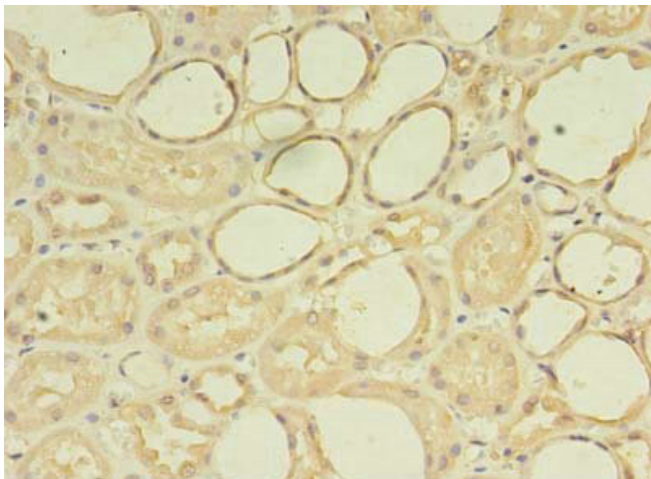
ZNF133 Rabbit Polyclonal Antibody

Product data:

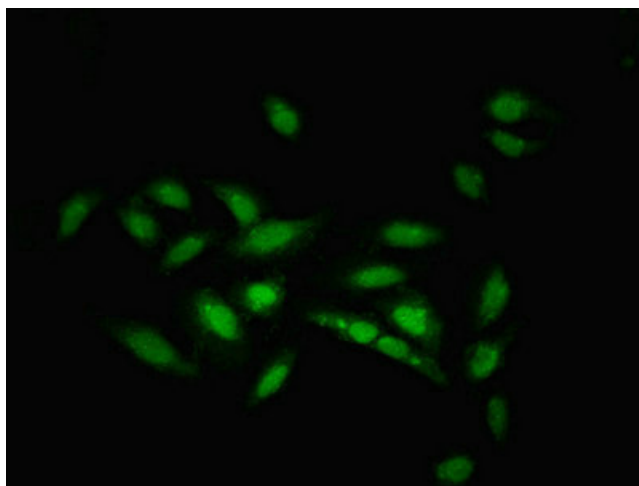
Product Type:	Primary Antibodies
Applications:	IF, IHC, WB
Recommended Dilution:	Recommended dilution: WB:1:500-1:2000, IHC:1:20-1:200, IF:1:50-1:200
Reactivity:	Human
Host:	Rabbit
Isotype:	IgG
Clonality:	Polyclonal
Immunogen:	Recombinant Human Zinc finger protein 133 protein (1-210AA)
Formulation:	Preservative: 0.03% Proclin 300 Constituents: 50% Glycerol, 0.01M PBS, PH 7.4
Concentration:	lot specific
Purification:	>95%, Protein G purified
Conjugation:	Unconjugated
Storage:	Upon receipt, store at -20°C or -80°C. Avoid repeated freeze.
Stability:	1 year from dispatch.
Database Link:	P52736
Background:	May be involved in transcriptional regulation as a repressor.



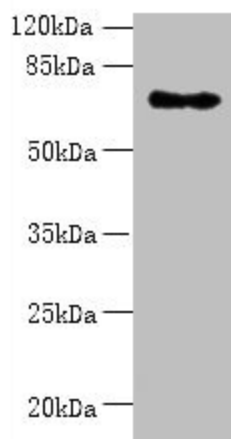
[View online »](#)

Product images:

Immunohistochemistry of paraffin-embedded human kidney tissue using TA386705 at dilution of 1:100



Immunofluorescent analysis of HeLa cells using TA386705 at dilution of 1:100 and Alexa Fluor 488-conjugated AffiniPure Goat Anti-Rabbit IgG(H+L)



Western blot

All lanes: ZNF133 antibody at 5 μ g/ml + HeLa whole cell lysate

Secondary

Goat polyclonal to rabbit IgG at 1/10000 dilution

Predicted band size: 74, 63, 67 kDa

Observed band size: 74 kDa