

Product datasheet for **TA386701M**

FMO5 Rabbit Polyclonal Antibody

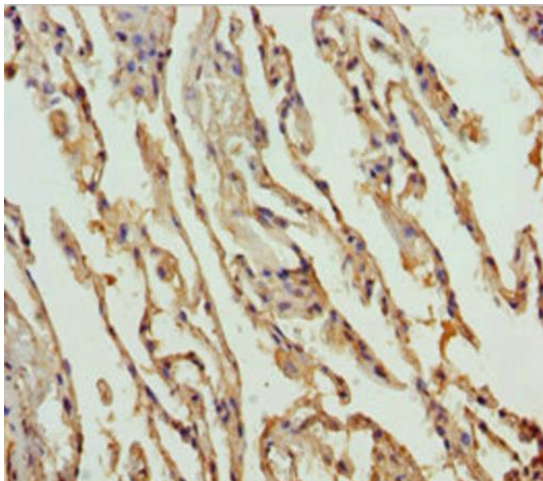
Product data:

Product Type:	Primary Antibodies
Applications:	IHC, WB
Recommended Dilution:	Recommended dilution: WB:1:1000-1:5000, IHC:1:20-1:200
Reactivity:	Mouse, Human
Host:	Rabbit
Isotype:	IgG
Clonality:	Polyclonal
Immunogen:	Recombinant Human Dimethylaniline monooxygenase [N-oxide-forming] 5 protein (1-285AA)
Formulation:	PBS with 0.02% sodium azide, 50% glycerol, pH7.3.
Concentration:	lot specific
Purification:	Antigen Affinity Purified
Conjugation:	Unconjugated
Storage:	Upon receipt, store at -20°C or -80°C. Avoid repeated freeze.
Stability:	1 year from dispatch.
Database Link:	P49326
Background:	In contrast with other forms of FMO it does not seem to be a drug-metabolizing enzyme.

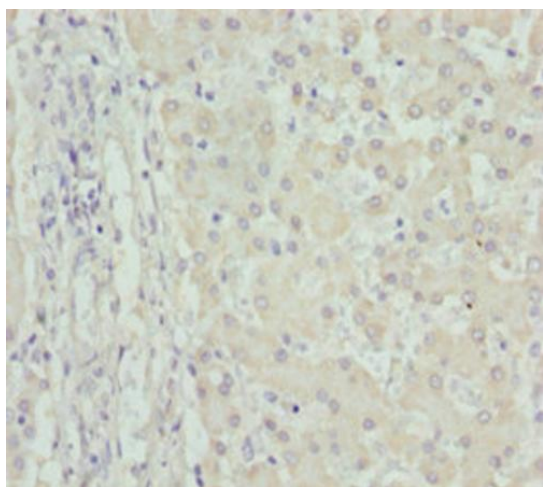


[View online »](#)


Product images:



Immunohistochemistry of paraffin-embedded human lung tissue using [TA386701] at dilution of 1:100



Immunohistochemistry of paraffin-embedded human liver tissue using [TA386701] at dilution of 1:100



Western blot

All lanes: FMO5 antibody at 6.04 µg/ml + Mouse liver tissue

Secondary

Goat polyclonal to rabbit IgG at 1/10000 dilution

Predicted band size: 61, 33, 53 kDa

Observed band size: 61 kDa