

Product datasheet for **TA386637M**

NAT2 Rabbit Polyclonal Antibody

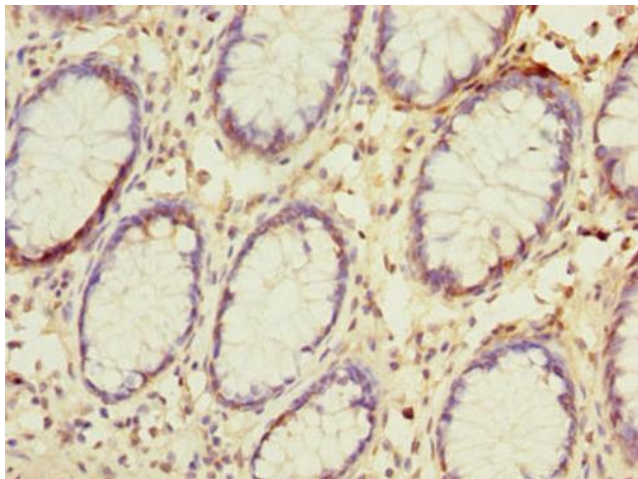
Product data:

Product Type:	Primary Antibodies
Applications:	IF, IHC, WB
Recommended Dilution:	Recommended dilution: WB:1:500-1:2000, IHC:1:20-1:200, IF:1:50-1:200
Reactivity:	Mouse, Human
Host:	Rabbit
Isotype:	IgG
Clonality:	Polyclonal
Immunogen:	Recombinant Human Arylamine N-acetyltransferase 2 protein (1-290AA)
Formulation:	Preservative: 0.03% Proclin 300 Constituents: 50% Glycerol, 0.01M PBS, PH 7.4
Concentration:	lot specific
Purification:	>95%, Protein G purified
Conjugation:	Unconjugated
Storage:	Upon receipt, store at -20°C or -80°C. Avoid repeated freeze.
Stability:	1 year from dispatch.
Database Link:	P11245
Background:	Participates in the detoxification of a plethora of hydrazine and arylamine drugs. Catalyzes the N- or O-acetylation of various arylamine and heterocyclic amine substrates and is able to bioactivate several known carcinogens.

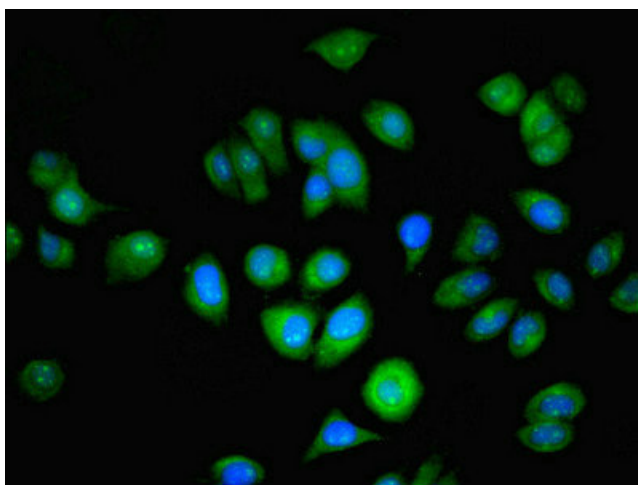


[View online »](#)

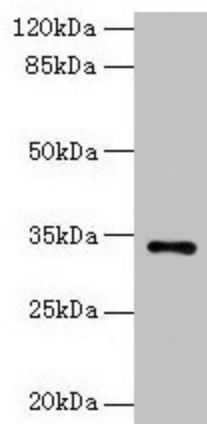
Product images:



Immunohistochemistry of paraffin-embedded human colon cancer using [TA386637] at dilution of 1:100



Immunofluorescent analysis of A549 cells using [TA386637] at dilution of 1:100 and Alexa Fluor 488-conjugated AffiniPure Goat Anti-Rabbit IgG(H+L)



Western blot

All lanes: NAT2 antibody at 6µg/ml + Mouse brain tissue

Secondary

Goat polyclonal to rabbit IgG at 1/10000 dilution

Predicted band size: 34 kDa

Observed band size: 34 kDa