

Product datasheet for **TA385875**

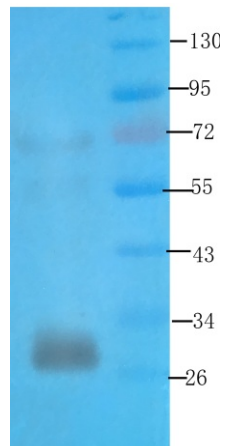
Syntaxin Mouse Monoclonal Antibody [Clone ID: SP6]

Product data:

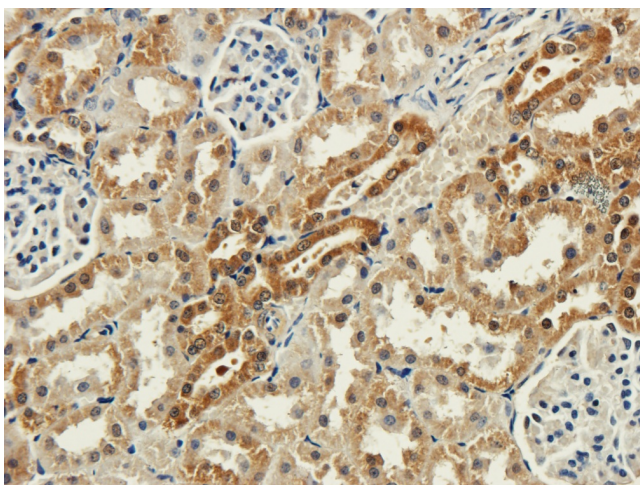
Product Type:	Primary Antibodies
Clone Name:	SP6
Applications:	IHC, WB
Reactivity:	Human, Rat, Hamster, Rabbit, Pig, Dog, Guinea Pig, Cow
Host:	Mouse
Isotype:	IgG1, kappa
Clonality:	Monoclonal
Immunogen:	Synaptic vesicle-containing fractions immunoprecipitated from human brain homogenates.
Specificity:	This antibody binds to native and denatured syntaxin.
Formulation:	PBS with 0.02% Proclin 300.
Concentration:	lot specific
Conjugation:	Unconjugated
Storage:	Please store at 4°C for up to 3 months. For longer storage, aliquot and store at -20°C. Avoid freeze and thaw cycles.
Stability:	3 years from dispatch.



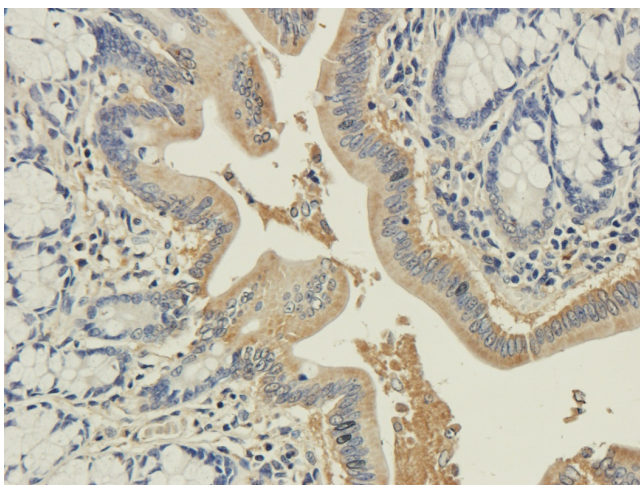
[View online »](#)

Product images:

Western Blot using anti-syntaxin antibody TA385875 Rat kidney lysate was resolved on a 12% SDS PAGE gel and blots probed with TA385875 at 3 μ g/ml before being detected by a secondary antibody.



Immunohistochemical staining of rabbit kidney using anti-syntaxin antibody TA385875 Formalin fixed rabbit kidney slices were stained with TA385875 at 3 μ g/ml.



Immunohistochemical staining of rat colon using anti-syntaxin antibody TA385875. Formalin fixed rat colon slices were stained with TA385875 at 3 $\mu\text{g}/\text{ml}$.